

Adams County: 2024 County Profile

THE HEALTH  COLLABORATIVE



DEMOGRAPHICS

Age (Years)	Region (%)	Adams (%)
0-17	23.2	23.9
18-24	9.3	7.8
25-64	51.4	50.1
65+	16.1	18.2

Source: U.S. Census Bureau, 2022

Race	Region (%)	Adams (%)
White, non-Hispanic	78.9	95.8
Black/African American, non-Hispanic	11.2	0.4
Asian, non-Hispanic	2.7	0.5
Hispanic/Latino	3.5	1.1
Native Hawaiian and Other Pacific Islander, non-Hispanic	0.0	0.0

Source: U.S. Census Bureau, 2022

Population Estimates

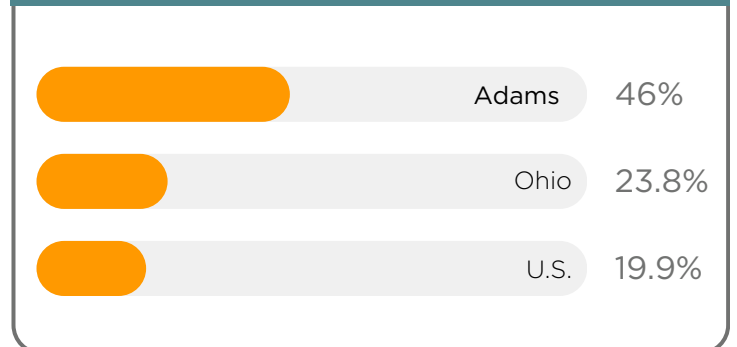
	Region	Adams
Total Population	2,404,540	27,574

 1.2% of Adams County's Population is foreign Born



Source: U.S. Census Bureau, 2022

% of Rural



Source: U.S. Census Bureau, 2022

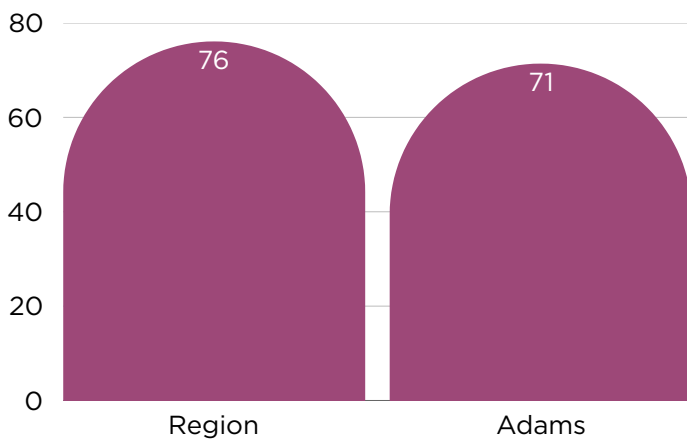
Adams County: 2024 County Profile

THE HEALTH COLLABORATIVE



HEALTHY BEHAVIORS AND OUTCOMES

Life Expectancy



Source: County Health Rankings, 2021



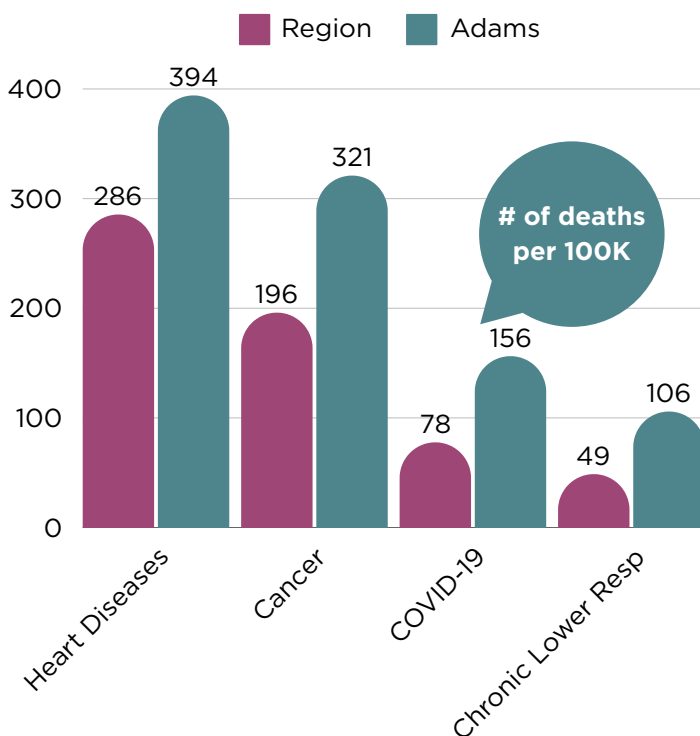
TOP 5 HOSPITAL ADMISSIONS VIA EMERGENCY DEPARTMENT

1. Other Sepsis
2. Pneumonia, unspecified organism
3. Hypertensive heart and chronic kidney disease
4. Respiratory failure, not elsewhere classified
5. Hypertensive heart disease

2 out of the Top 5 are Heart Related

Source: Analysis of OHA Data Tables (August 2024) by the Health Collaborative

Leading Causes of Death



INFANT HEALTH

Infant Mortality

No Infant Mortality Data Available for Adams County
 No Timely Prenatal Care Data Available for Adams County

Source: County Health Rankings, 2021

Timely Prenatal Care: Hamilton County

Preterm Birth: Hamilton County

No Preterm Birth Data Available for Adams County

Source: CDC, Wide-ranging Online Data for Epidemiologic Research (WONDER), 2023

Adams County: 2024 County Profile

THE HEALTH  COLLABORATIVE



HEALTHY BEHAVIORS AND OUTCOMES

Conditions & Diseases (%)

	Region	Adams
Hypertension (% 18+)	32.6	35.0
Diabetes (% 20+)	9.8	12.1
Chronic lung disease (% 18+)	7.5	10.3
Heart Disease (% 18+)	5.7	7.3
Stroke (% 18+)	2.8	3.4

Adams County is seeing a rate of Hypertension 7.4% higher than the region

Similarly, the rate of Diabetes is 23.5% higher than the region

Source: BRFSS, 2023
Source: County Health Rankings, 2021
Source: PolicyMap, 2019

MENTAL HEALTH AND WELL BEING

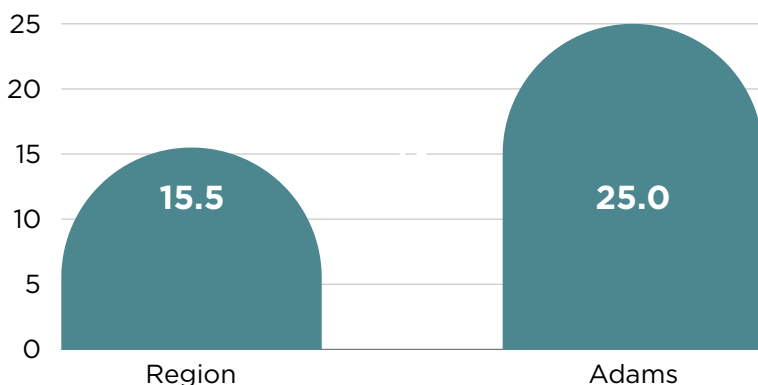
Frequent Mental Distress



Source: County Health Rankings, 2021

Suicide Death

Rate Per 100K



Source: County Health Rankings, 2021



Did You Know?

Per 100,000 residents, Adams County has ...

1. More than 2,500 mental health-related hospital encounters.
2. More than 380 depression-related hospital encounters.
3. More than 275 substance use disorder-related hospital encounters.
4. More than 60 overdose-related hospital encounters.

Source: Analysis of OHA Data Tables (August 2024) by the Health Collaborative

Adams County: 2024 County Profile

THE HEALTH COLLABORATIVE



SOCIAL DETERMINANTS OF HEALTH

Healthcare Access

	Region	Adams
Primary Care Doctors Per 100,000 Residents	77	43.6
Mental Health Providers Per 100,000 Residents	301	204.2
Dentists Per 100,000 Residents	57	40.1

Source: County Health Rankings, 2021

Adams County has 43.4 percent fewer primary care physicians per 100,000 residents than the region.

PERCENT UNINSURED:

Region: 6.9%
Adams County: 9.5%

Adams County has 29.6 percent fewer dentists per 100,000 residents than the region.

Cancer Screening Rates

	Region (%)	Adams (%)
Mammography (age 50-74)	44.5	35.0
Colorectal cancer (age 50-75)	71.3	66.1
Cervical cancer (age 21-65)	81.2	79.1

Source: BRFSS, 2023

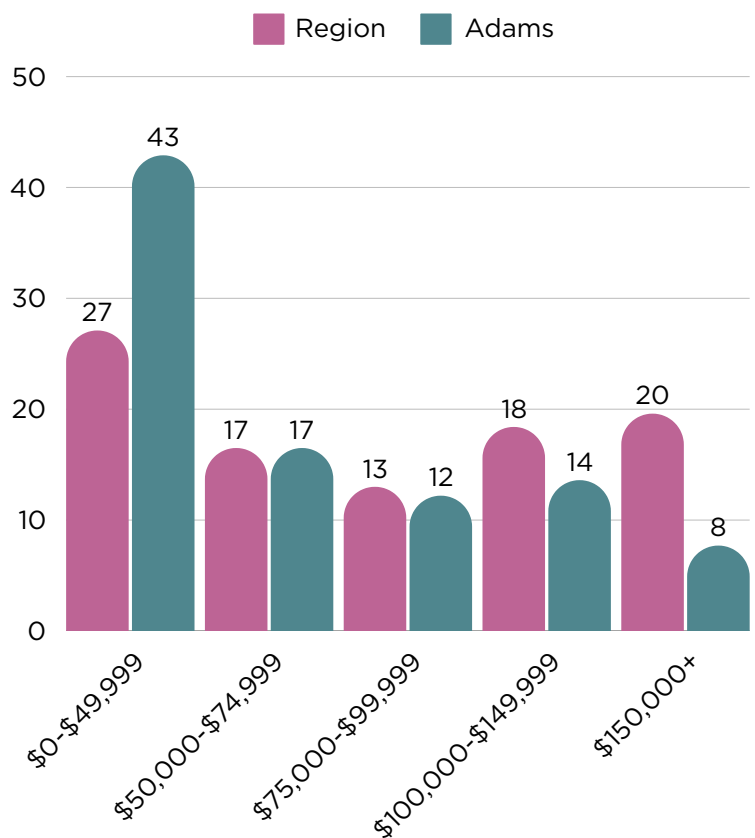
Source: County Health Rankings, 2021

The High School Graduation Rate for the region is **88.6%**.

The High School Graduation Rate for Adams County is **89.9%**.

Source: County Health Rankings, 2021

Household Income



Source: U.S. Census Bureau, 2022

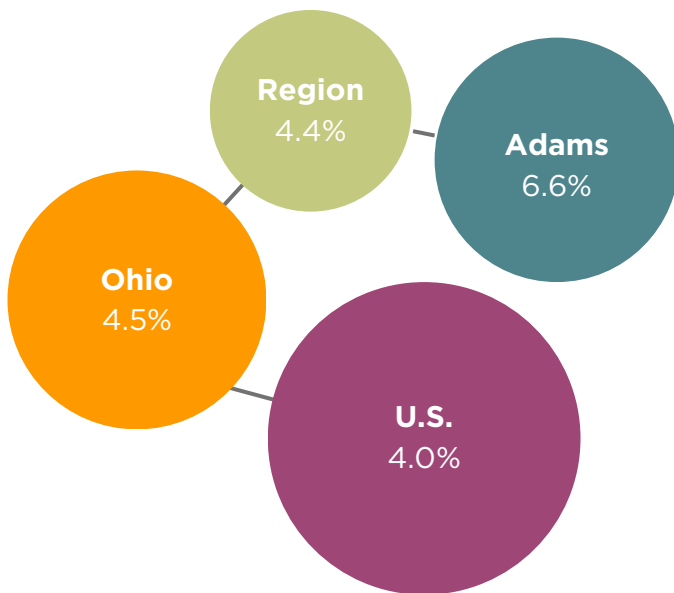
Adams County: 2024 County Profile

THE HEALTH COLLABORATIVE



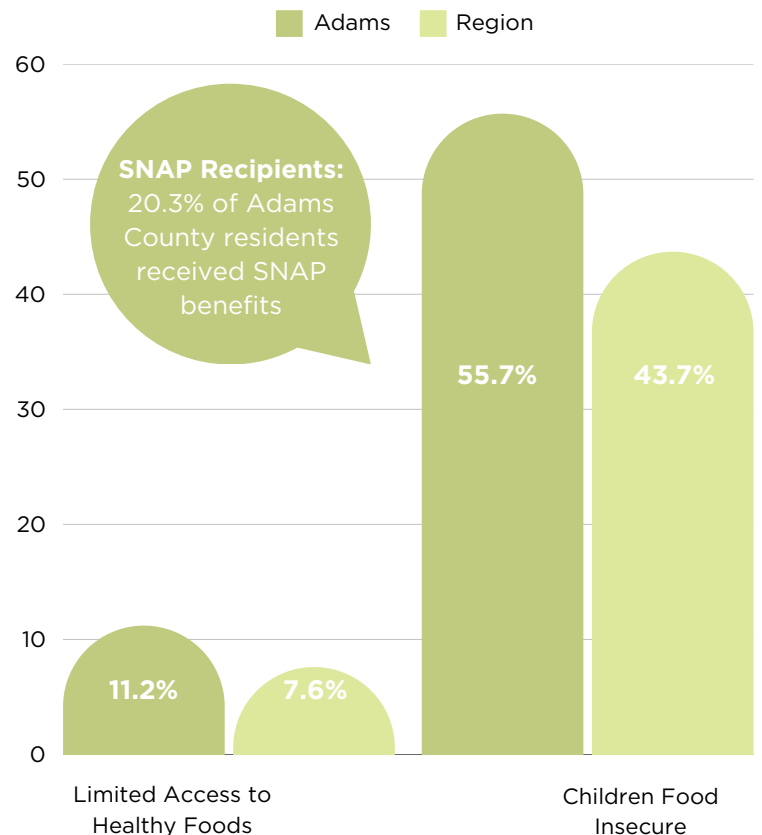
SOCIAL DETERMINANTS OF HEALTH

Unemployment Rate (%)



Source: Bureau of Labor Statistics, via FRED (February 2025)

Food Access and Insecurity



Source: County Health Rankings, 2021

SYSTEMS OF POWER, PRIVILEGE AND OPPRESSION

	Region	Adams
Income Inequality	4.3	5.5
Social Vulnerability Index	0.3	0.9

Source: County Health Rankings, 2021
Source: CDC Social Vulnerability Index