

# Boone County: 2024 County Profile

THE HEALTH  COLLABORATIVE



## DEMOGRAPHICS

Age	Region	Boone
0-17	23.2	25.7
18-24	9.3	8.2
25-64	51.4	51.4
65+	16.1	16.1


Source: U.S. Census Bureau, 2022


Race	Region	Boone
White, non-Hispanic	78.9	85.6
Black/African American, non-Hispanic	11.2	3.6
Asian, non-Hispanic	2.7	2.3
Hispanic/Latino	3.5	4.5
Native Hawaiian and Other Pacific Islander, non-Hispanic	0.0	0.2

Source: U.S. Census Bureau, 2022

## Population Estimates

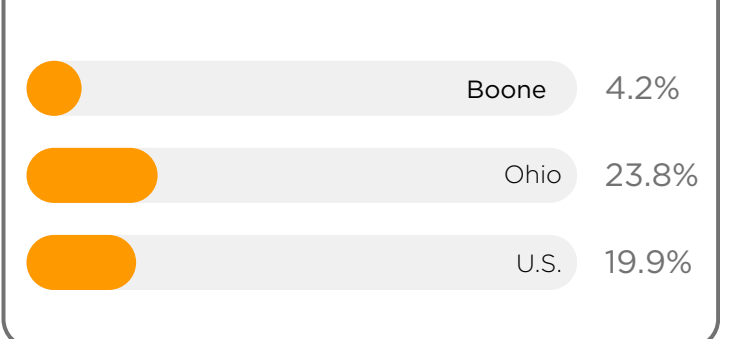
	Region	Boone
Total Population	2,404,540	137,747

 4.7% of Boone County's Population is foreign Born



Source: U.S. Census Bureau, 2022

## % of Rural



Source: U.S. Census Bureau, 2022

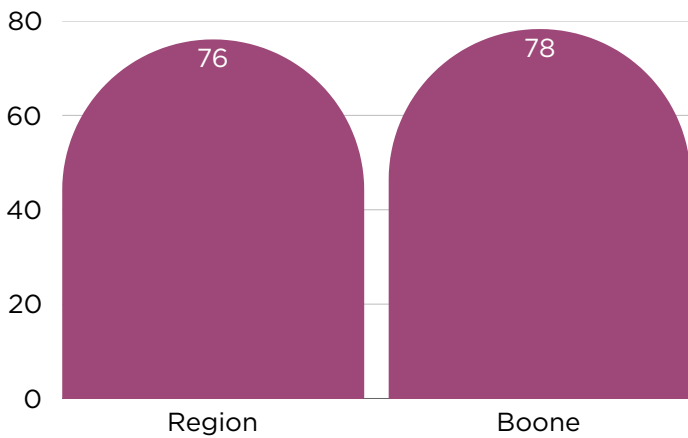
# Boone County: 2024 County Profile

THE HEALTH  COLLABORATIVE



## HEALTHY BEHAVIORS AND OUTCOMES

### Life Expectancy



Source: County Health Rankings, 2021



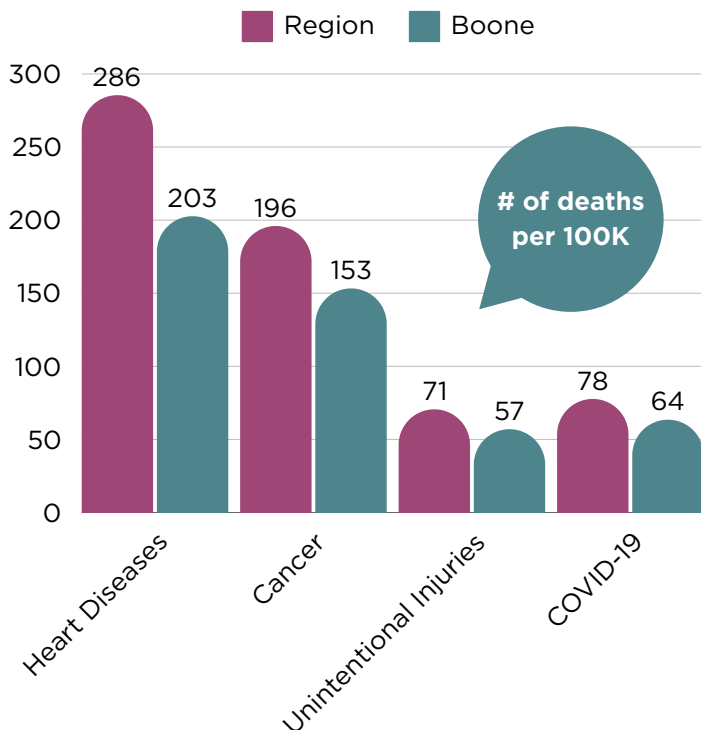
### TOP 5 HOSPITAL ADMISSIONS VIA EMERGENCY DEPARTMENT

1. Other Sepsis
2. Atrial fibrillation and flutter
3. Hypertensive heart and chronic kidney disease
4. Maternal care for abnormality of pelvic organs
5. Respiratory failure, not elsewhere classified

2 out of the Top 5 are Heart Related

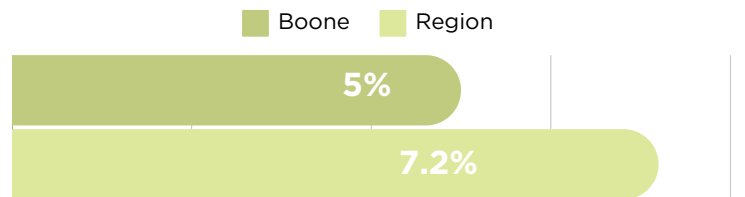
Source: Analysis of OHA Data Tables (August 2024) by the Health Collaborative

### Leading Causes of Death

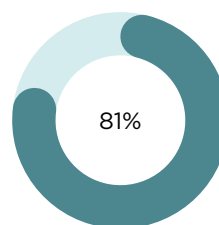


### INFANT HEALTH

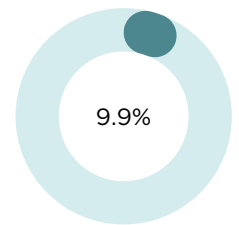
#### Infant Mortality



#### Timely Prenatal Care: Boone County



#### Preterm Birth: Boone County



Source: CDC, Wide-ranging Online Data for Epidemiologic Research (WONDER), 2023

# Boone County: 2024 County Profile

THE HEALTH  COLLABORATIVE



## HEALTHY BEHAVIORS AND OUTCOMES

### Conditions & Diseases (%)

	Region	Boone
Hypertension (% 18+)	32.6	32.5
Diabetes (% 20+)	9.8	8.7
Chronic lung disease (% 18+)	7.5	6.5
Heart Disease (% 18+)	5.7	5.2
Stroke (% 18+)	2.8	2.5

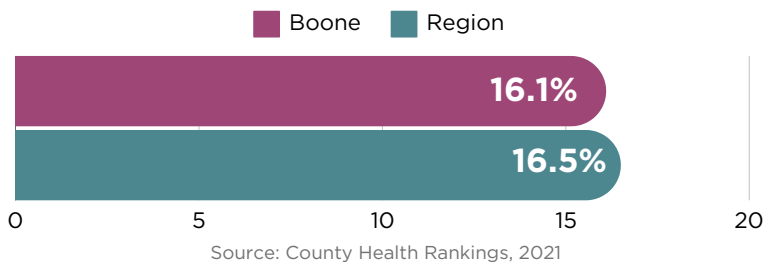
Boone County is seeing a rate of Hypertension 0.1% lower than the region

The rate of Diabetes is 1.1% lower than the region

Source: BRFSS, 2023  
Source: County Health Rankings, 2021  
Source: PolicyMap, 2019

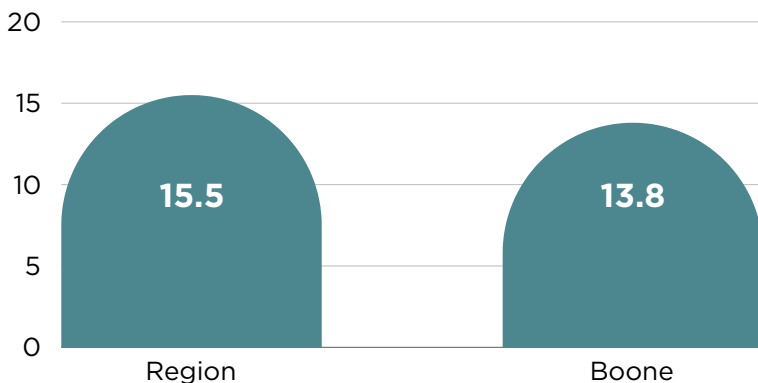
## MENTAL HEALTH AND WELL BEING

### Frequent Mental Distress



### Suicide Death

Rate Per 100K



### Did You Know?

Per 100,000 hospital encounters, Boone County has...

1. More than 2,700 mental health-related hospital encounters.
2. More than 180 depression-related hospital encounters.
3. More than 1,090 substance use disorder-related hospital encounters.
4. More than 321 overdose-related hospital encounters.

Source: Analysis of OHA Data Tables (August 2024) by the Health Collaborative

# Boone County: 2024 County Profile

THE HEALTH  COLLABORATIVE



## SOCIAL DETERMINANTS OF HEALTH

### Healthcare Access

	Region	Boone
Primary Care Doctors Per 100,000 Residents	77	58.9
Mental Health Providers Per 100,000 Residents	301	141.6
Dentists Per 100,000 Residents	57	68.3

Source: County Health Rankings, 2021

Boone County has 18.1 percent less primary care physicians per 100,000 residents than the region.

### PERCENT UNINSURED:

Region: 6.9%  
Boone County: 4.5%

Boone County has 11.3 percent more dentists per 100,000 residents than the region.

### Screening Rates

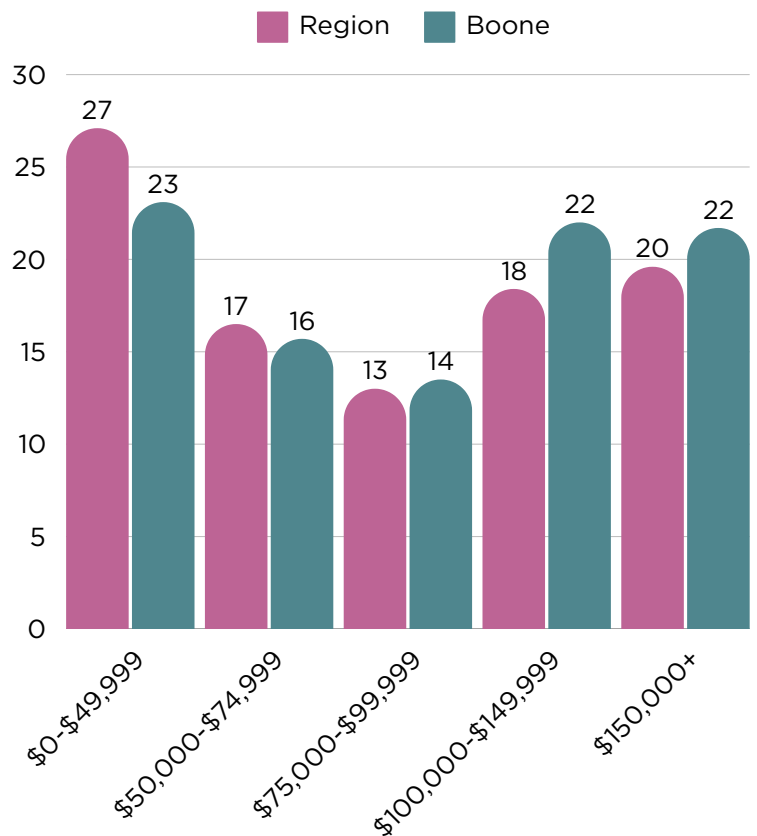
	Region (%)	Boone (%)
Mammography Screening (%50-74)	44.5	46
Colorectal cancer screening (%50-75)	71.3	75.7
Cervical cancer screening (%21-65)	81.2	82.4

The High School Graduation Rate for the region is **88.6%**.

The High School Graduation Rate for Boone County is **94.3%**.

Source: County Health Rankings, 2021

### Household Income



Source: U.S. Census Bureau, 2022

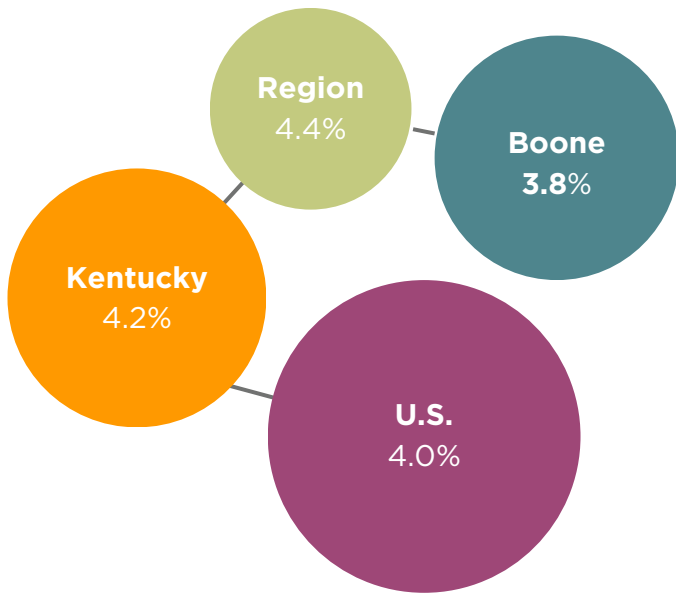
# Boone County: 2024 County Profile

THE HEALTH  COLLABORATIVE



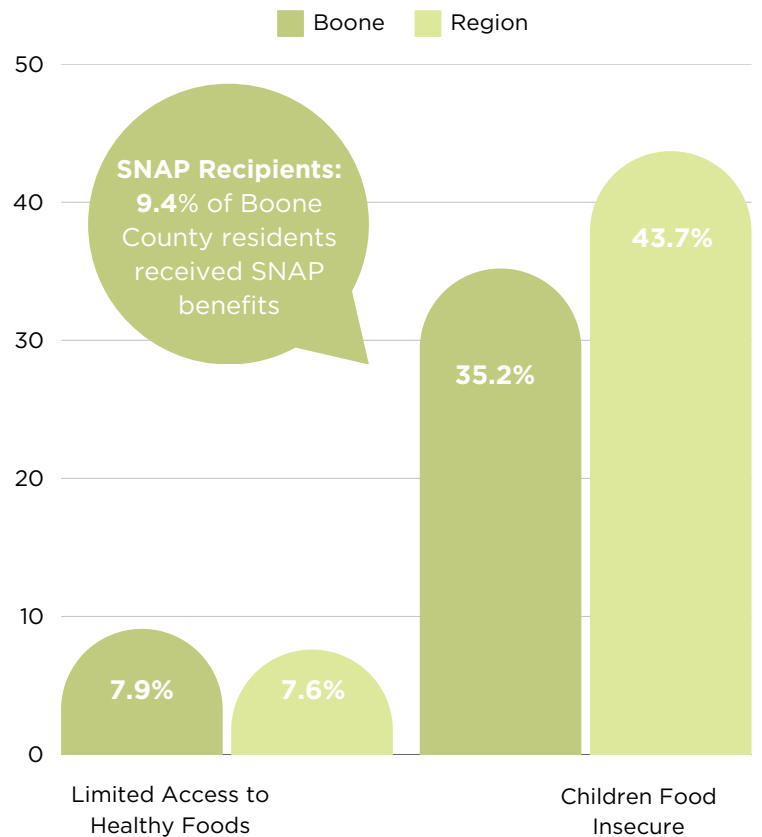
## SOCIAL DETERMINANTS OF HEALTH

### Unemployment Rate (%)



Source: Bureau of Labor Statistics, via FRED (February 2025)

### Food Access and Insecurity



Source: County Health Rankings, 2021

## SYSTEMS OF POWER, PRIVILEGE AND OPPRESSION

	Region	Boone
<b>Income Inequality</b>	4.3	3.5
<b>Social Vulnerability Index</b>	0.3	0.1

Source: County Health Rankings, 2021  
Source: CDC Social Vulnerability Index