

Campbell County: 2024 County Profile

THE HEALTH  COLLABORATIVE



DEMOGRAPHICS

Age	Region	Campbell
0-17	23.2	20.7
18-24	9.3	9.5
25-64	51.4	53.2
65+	16.1	16.6

Source: U.S. Census Bureau, 2022

Race	Region	Campbell
White, non-Hispanic	78.9	91.1
Black/African American, non-Hispanic	11.2	2.6
Asian, non-Hispanic	2.7	1.0
Hispanic/Latino	3.5	2.3
Native Hawaiian and Other Pacific Islander, non-Hispanic	0.0	0.0

Source: U.S. Census Bureau, 2022

Population Estimates

	Region	Campbell
Total Population	2,404,540	92,828

 2.2% of Campbell County's Population is foreign Born



Source: U.S. Census Bureau, 2022

% of Rural



Source: U.S. Census Bureau, 2022

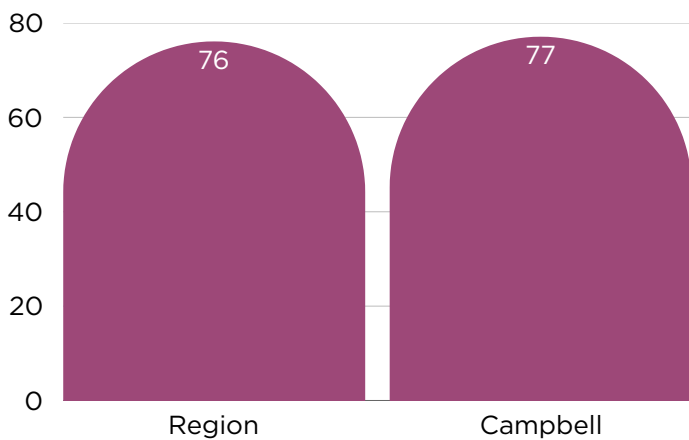
Campbell County: 2024 County Profile

THE HEALTH COLLABORATIVE



HEALTHY BEHAVIORS AND OUTCOMES

Life Expectancy



Source: County Health Rankings, 2021



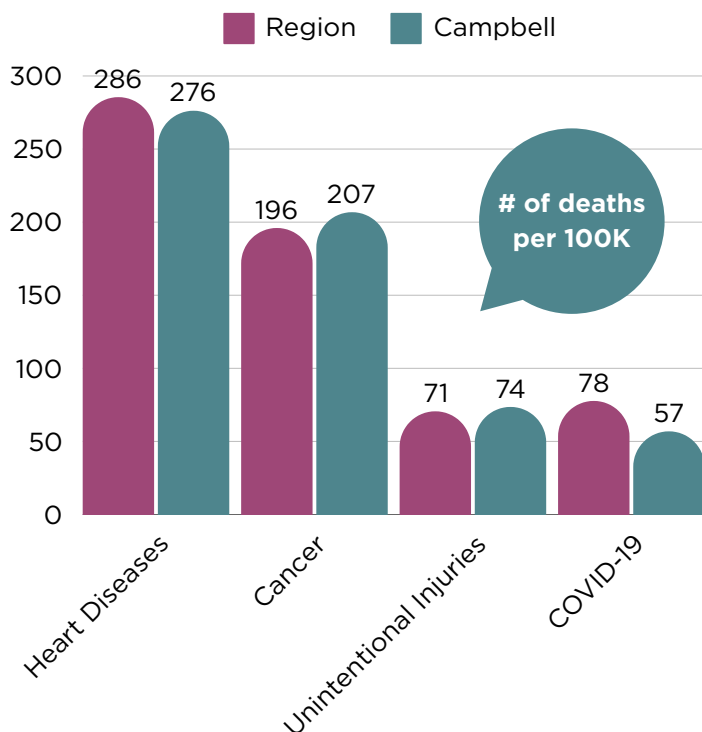
TOP 5 HOSPITAL ADMISSIONS VIA EMERGENCY DEPARTMENT

1. Other Sepsis
2. Hypertensive heart and chronic kidney disease
3. Atrial fibrillation and flutter
4. Cerebral infarction
5. Respiratory failure, not elsewhere classified

3 out of the Top 5 are Heart Related

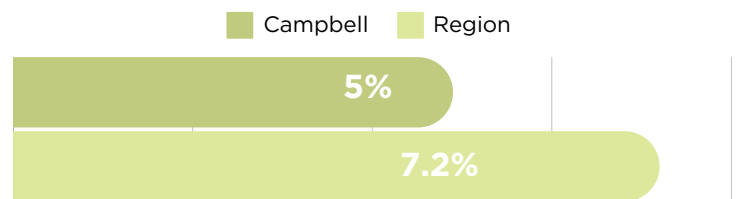
Source: Analysis of OHA Data Tables (August 2024) by the Health Collaborative

Leading Causes of Death

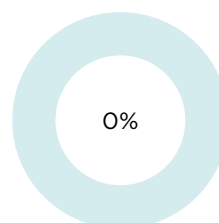


INFANT HEALTH

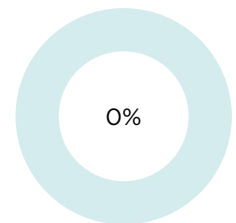
Infant Mortality



Timely Prenatal Care: Campbell County



Preterm Birth: Campbell County



Source: CDC, Wide-ranging Online Data for Epidemiologic Research (WONDER), 2023

Campbell County: 2024 County Profile

THE HEALTH  COLLABORATIVE



HEALTHY BEHAVIORS AND OUTCOMES

Conditions & Diseases (%)

	Region	Campbell
Hypertension (% 18+)	32.6	33.1
Diabetes (% 20+)	9.8	9.2
Chronic lung disease (% 18+)	7.5	7.0
Heart Disease (% 18+)	5.7	5.5
Stroke (% 18+)	2.8	2.6

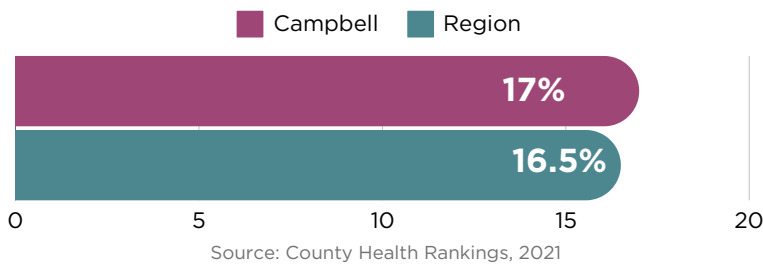
Campbell County is seeing a rate of Hypertension 0.5% higher than the region

The rate of Diabetes is 0.6% lower than the region

Source: BRFSS, 2023
Source: County Health Rankings, 2021
Source: PolicyMap, 2019

MENTAL HEALTH AND WELL BEING

Frequent Mental Distress



Suicide Death

Rate Per 100K



Did You Know?

Per 100,000 hospital encounters, Campbell County has...

1. More than 2,717 mental health-related hospital encounters.
2. More than 230.3 depression-related hospital encounters.
3. More than 1,036 substance use disorder-related hospital encounters.
4. More than 494.7 overdose-related hospital encounters.

Source: Analysis of OHA Data Tables (August 2024) by the Health Collaborative

Campbell County: 2024 County Profile

THE HEALTH  COLLABORATIVE



SOCIAL DETERMINANTS OF HEALTH

Healthcare Access

	Region	Campbell
Primary Care Doctors Per 100,000 Residents	77	53.7
Mental Health Providers Per 100,000 Residents	301	174.7
Dentists Per 100,000 Residents	57	50.4

Source: County Health Rankings, 2021

Campbell County has 23.3 percent less primary care physicians per 100,000 residents than the region.

PERCENT UNINSURED:

Region: 6.9%
Campbell County: 4.8%

Campbell County has 6.6 percent less dentists per 100,000 residents than the region.

Screening Rates

	Region (%)	Campbell (%)
Mammography Screening (%50-74)	44.5	47
Colorectal cancer screening (%50-75)	71.3	75.6
Cervical cancer screening (%21-65)	81.2	83.2

Source: BRFSS, 2023

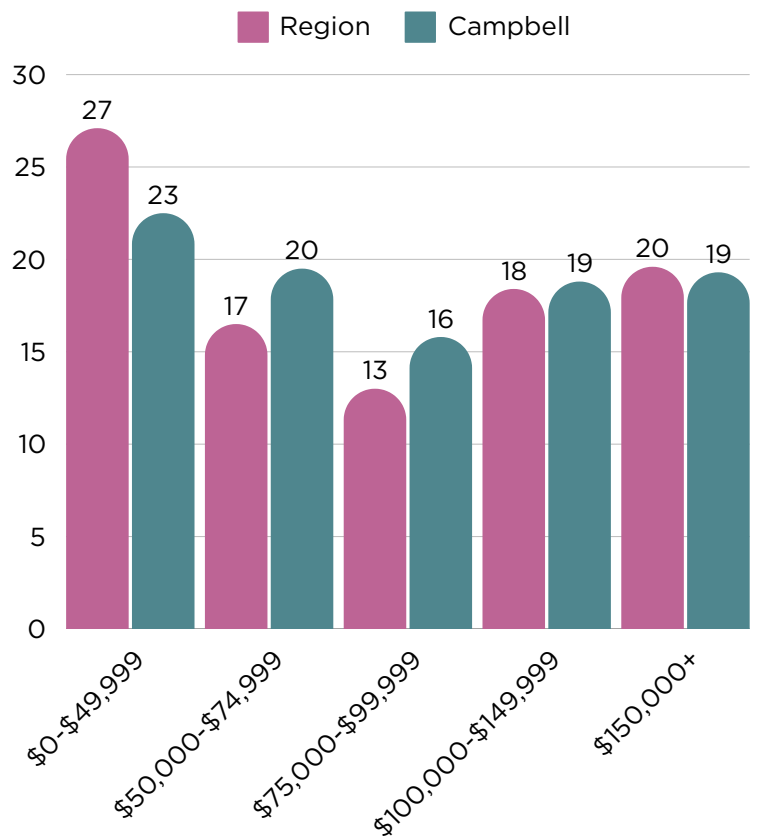
Source: County Health Rankings, 2021

The High School Graduation Rate for the region is **88.6%**.

The High School Graduation Rate for Campbell County is **96.9%**.

Source: County Health Rankings, 2021

Household Income



Source: U.S. Census Bureau, 2022

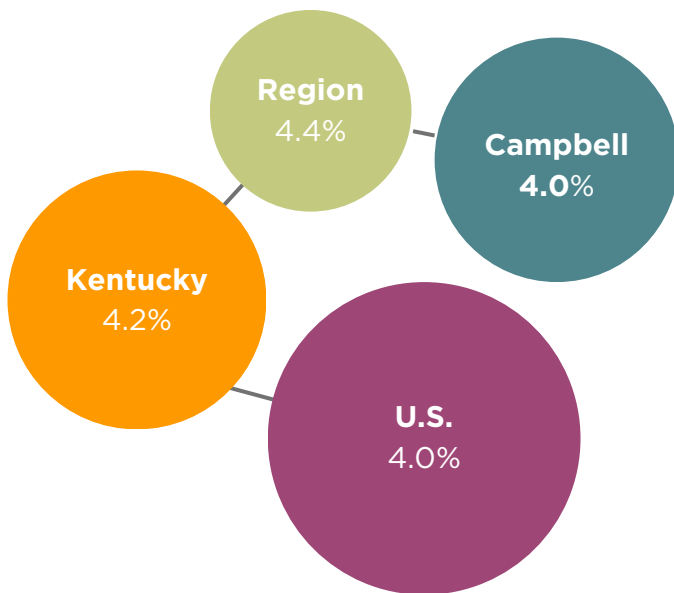
Campbell County: 2024 County Profile

THE HEALTH  COLLABORATIVE



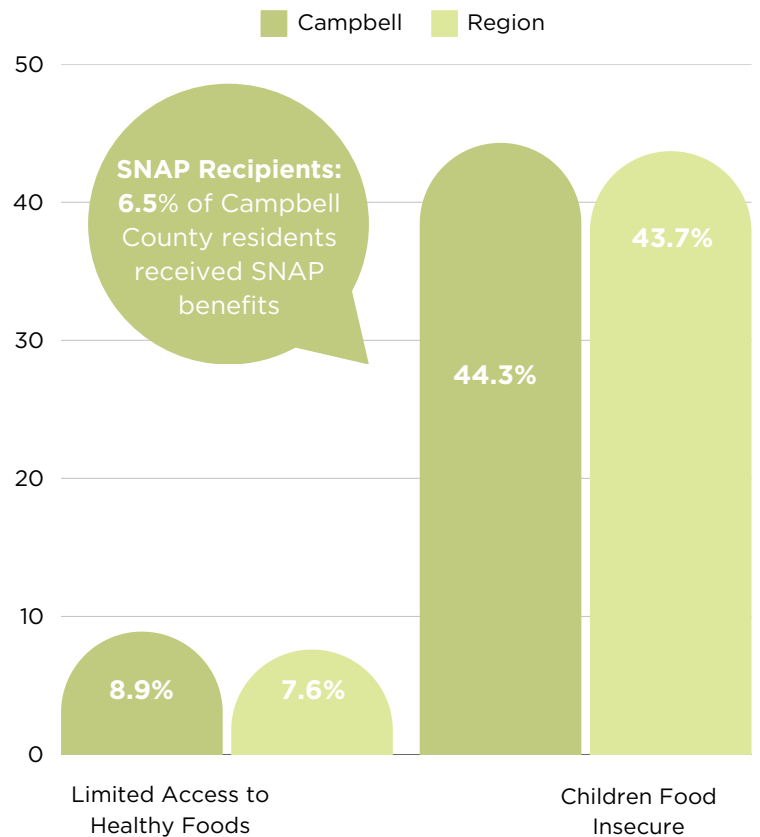
SOCIAL DETERMINANTS OF HEALTH

Unemployment Rate (%)



Source: Bureau of Labor Statistics, via FRED (February 2025)

Food Access and Insecurity



Source: County Health Rankings, 2021

SYSTEMS OF POWER, PRIVILEGE AND OPPRESSION

	Region	Campbell
Income Inequality	4.3	5.2
Social Vulnerability Index	0.3	0.2

Source: County Health Rankings, 2021
Source: CDC Social Vulnerability Index