

Clinton County: 2024 County Profile

THE HEALTH  COLLABORATIVE



DEMOGRAPHICS

Age (Years)	Region (%)	Clinton (%)
0-17	23.2	22.8
18-24	9.3	10.0
25-64	51.4	49.5
65+	16.1	17.7


Source: U.S. Census Bureau, 2022

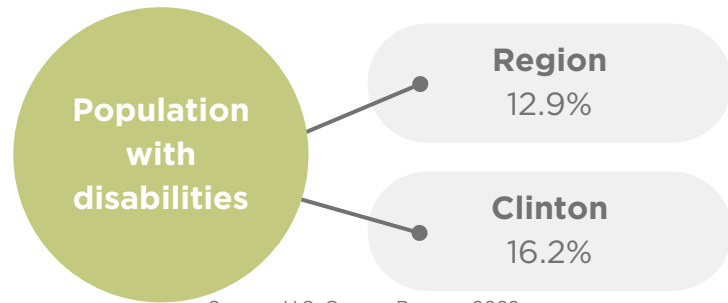
Race	Region (%)	Clinton (%)
White, non-Hispanic	78.9	92.6
Black/African American, non-Hispanic	11.2	1.8
Asian, non-Hispanic	2.7	0.7
Hispanic/Latino	3.5	1.9
Native Hawaiian and Other Pacific Islander, non-Hispanic	0.0	0.0

Source: U.S. Census Bureau, 2022

Population Estimates

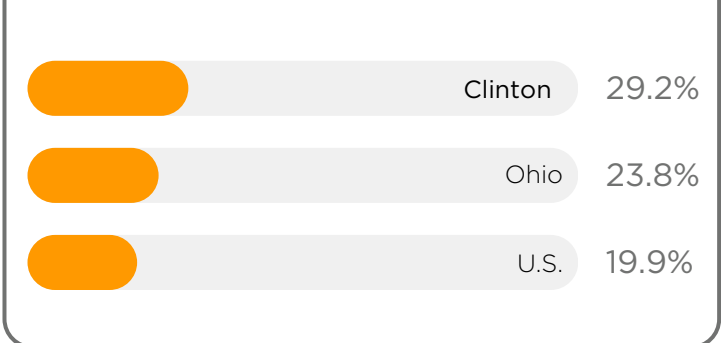
	Region	Clinton
Total Population	2,404,540	42,115

 2.2% of Clinton County's Population is foreign Born



Source: U.S. Census Bureau, 2022

% of Rural



Source: U.S. Census Bureau, 2022

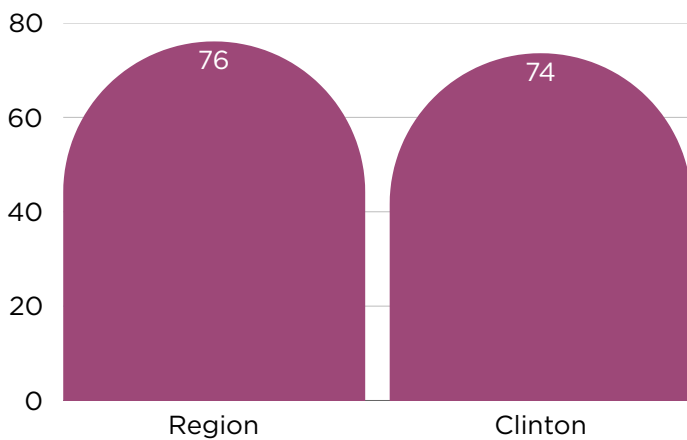
Clinton County: 2024 County Profile

THE HEALTH COLLABORATIVE



HEALTHY BEHAVIORS AND OUTCOMES

Life Expectancy



Source: County Health Rankings, 2021



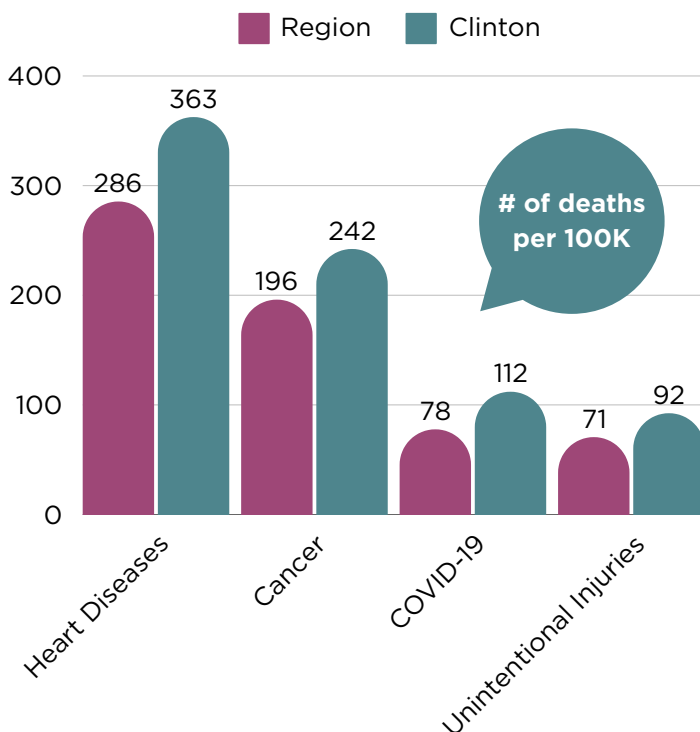
TOP 5 HOSPITAL ADMISSIONS VIA EMERGENCY DEPARTMENT

1. Other Sepsis
2. Acute myocardial infarction
3. Respiratory failure, not elsewhere classified
4. Pneumonia, unspecified organism
5. Atrial fibrillation and flutter

2 out of the Top 5 are Heart Related

Source: Analysis of OHA Data Tables (August 2024) by the Health Collaborative

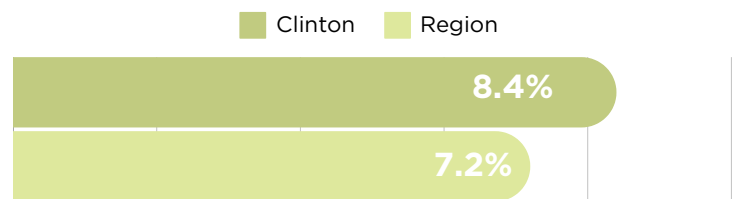
Leading Causes of Death



of deaths per 100K

INFANT HEALTH

Infant Mortality



Source: County Health Rankings, 2021

Timely Prenatal Care: Clinton County

Preterm Birth: Clinton County

Data Not Available

Data Not Available

Source: CDC, Wide-ranging Online Data for Epidemiologic Research (WONDER), 2023

Clinton County: 2024 County Profile

THE HEALTH COLLABORATIVE



HEALTHY BEHAVIORS AND OUTCOMES

Conditions & Diseases (%)

	Region	Clinton
Hypertension (% 18+)	32.6	33.5
Diabetes (% 20+)	9.8	10.8
Chronic lung disease (% 18+)	7.5	8.4
Heart Disease (% 18+)	5.7	6.4
Stroke (% 18+)	2.8	3.0

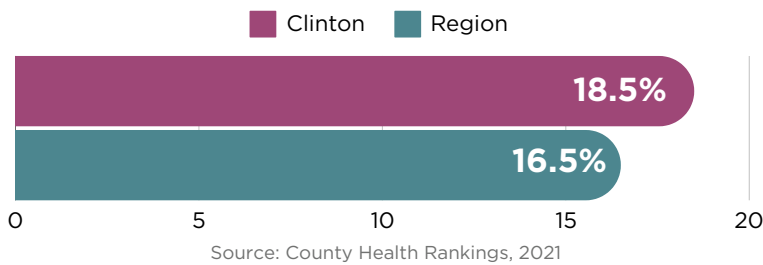
Clinton County is seeing a rate of Hypertension that is 2.8% higher than the region

Similarly, the rate of Diabetes is 10.2% higher than the region

Source: BRFSS, 2023
Source: County Health Rankings, 2021
Source: PolicyMap, 2019

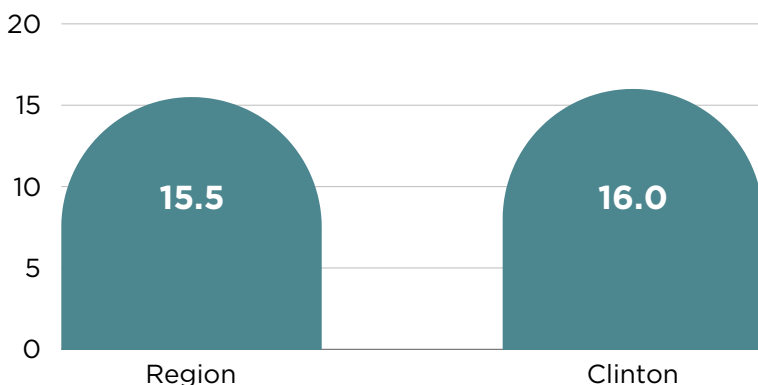
MENTAL HEALTH AND WELL BEING

Frequent Mental Distress



Suicide Death

Rate Per 100K



Did You Know?

Per 100,000 residents, Clinton County has ...

1. More than 2,400 mental health-related hospital encounters.
2. More than 440 substance use disorder-related hospital encounters.
3. More than 360 overdose-related hospital encounters.
4. More than 240 depression-related hospital encounters.

Source: Analysis of OHA Data Tables (August 2024) by the Health Collaborative

Clinton County: 2024 County Profile

THE HEALTH  COLLABORATIVE



SOCIAL DETERMINANTS OF HEALTH

Healthcare Access

	Region	Clinton
Primary Care Doctors Per 100,000 Residents	77	61.9
Mental Health Providers Per 100,000 Residents	301	312.2
Dentists Per 100,000 Residents	57	28.6

Source: County Health Rankings, 2021

Clinton County has 19.6 percent fewer primary care physicians per 100,000 residents than the region.

PERCENT UNINSURED:

Region: 6.9%
Clinton County: 7.1%

Clinton County has 49.8 percent fewer dentists per 100,000 residents than the region.

Cancer Screening Rates

	Region (%)	Clinton (%)
Mammography (age 50-74)	44.5	38.0
Colorectal cancer (age 50-75)	71.3	70.3
Cervical cancer (age 21-65)	81.2	81.1

Source: BRFSS, 2023

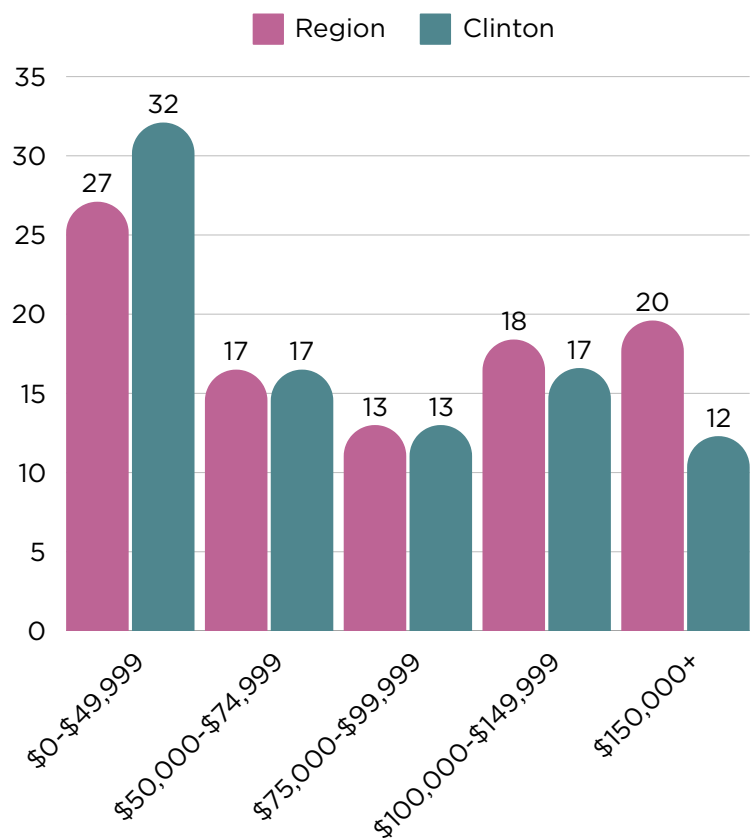
Source: County Health Rankings, 2021

The High School Graduation Rate for the region is **88.6%**.

The High School Graduation Rate for Clinton County is **89.1%**.

Source: County Health Rankings, 2021

Household Income



Source: U.S. Census Bureau, 2022

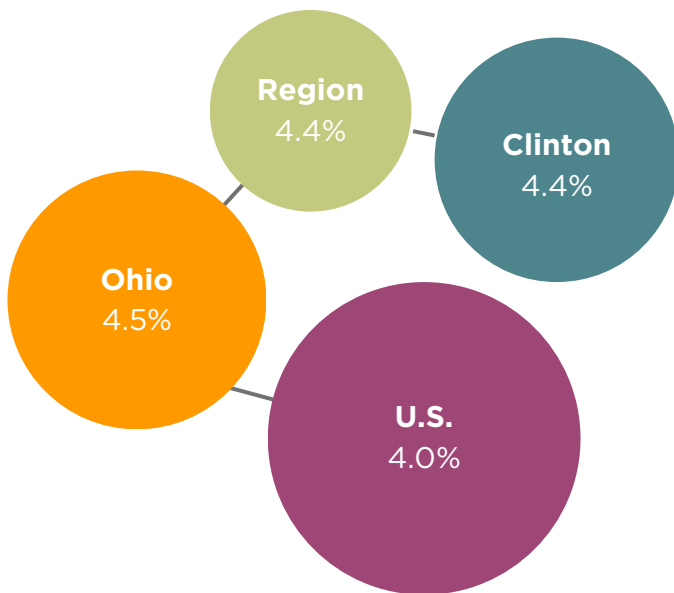
Clinton County: 2024 County Profile

THE HEALTH  COLLABORATIVE



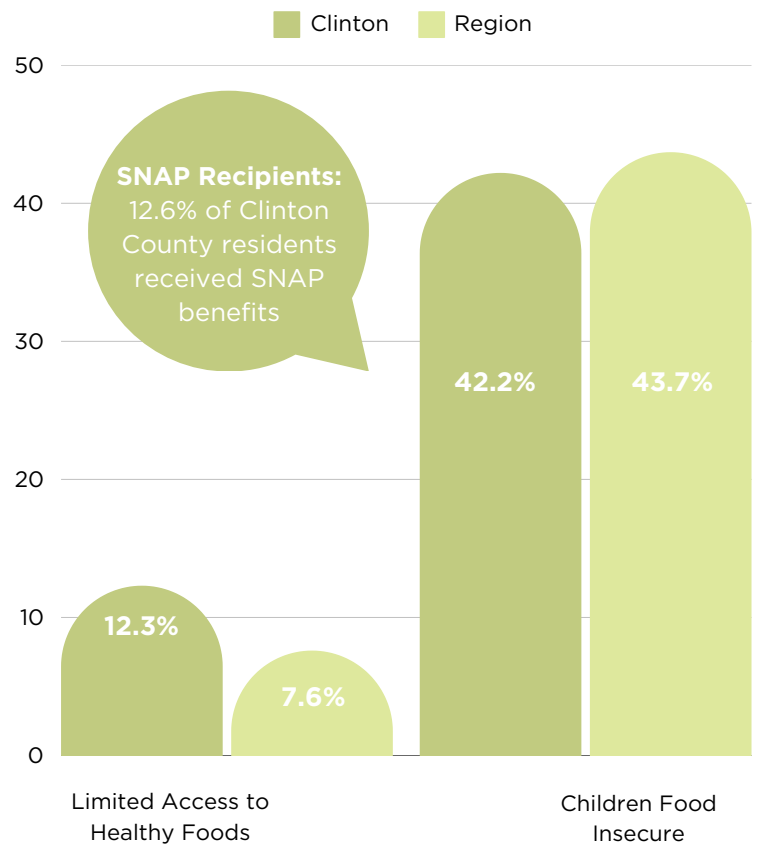
SOCIAL DETERMINANTS OF HEALTH

Unemployment Rate (%)



Source: Bureau of Labor Statistics, via FRED (February 2025)

Food Access and Insecurity



Source: County Health Rankings, 2021

SYSTEMS OF POWER, PRIVILEGE AND OPPRESSION

	Region	Clinton
Income Inequality	4.3	4.3
Social Vulnerability Index	0.3	0.5

Source: County Health Rankings, 2021
Source: CDC Social Vulnerability Index