

# Franklin County: 2024 County Profile

THE HEALTH  COLLABORATIVE



## DEMOGRAPHICS

Age (Years)	Region (%)	Franklin (%)
0-17	23.2	22.8
18-24	9.3	7.9
25-64	51.4	50.0
65+	16.1	19.2


Source: U.S. Census Bureau, 2022

Race	Region (%)	Franklin (%)
White, non-Hispanic	78.9	96.2
Black/African American, non-Hispanic	11.2	0.1
Asian, non-Hispanic	2.7	0.6
Hispanic/Latino	3.5	1.3
Native Hawaiian and Other Pacific Islander, non-Hispanic	0.0	0.0

Source: U.S. Census Bureau, 2022

## Population Estimates

	Region	Franklin
Total Population	2,404,540	22,889

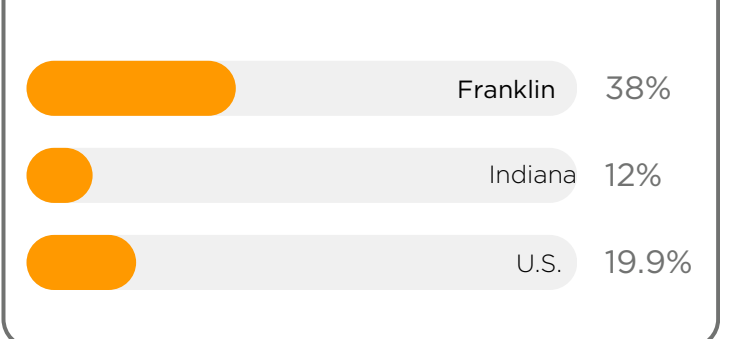
 1.2% of Franklin County's Population is foreign Born

**Population with disabilities**

- Region: 12.9%
- Franklin: 13.6%

Source: U.S. Census Bureau, 2022

## % of Rural



Source: U.S. Census Bureau, 2022

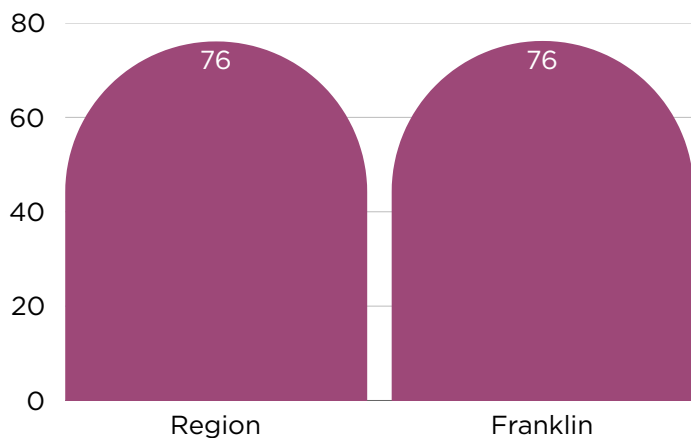
# Franklin County: 2024 County Profile

THE HEALTH COLLABORATIVE



## HEALTHY BEHAVIORS AND OUTCOMES

### Life Expectancy



Source: County Health Rankings, 2021



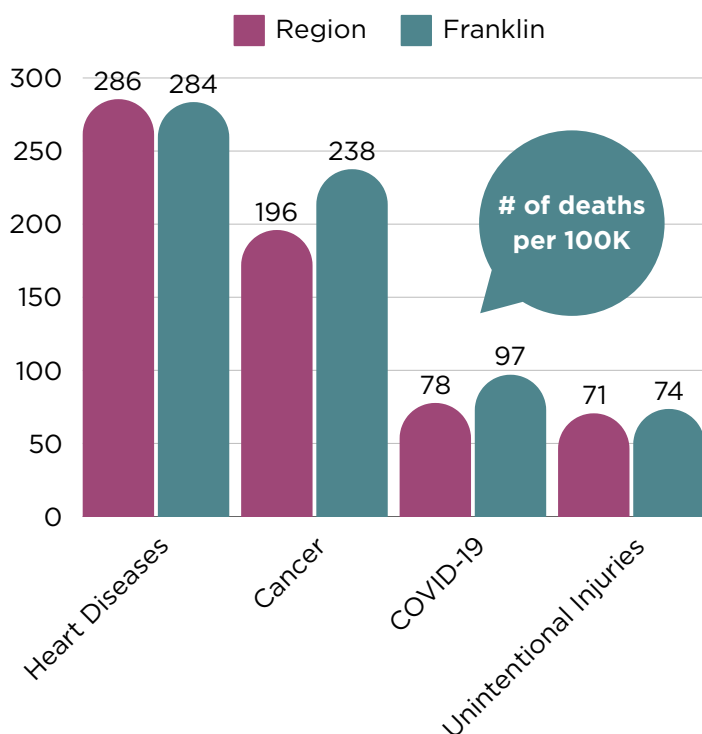
### TOP 5 HOSPITAL ADMISSIONS VIA EMERGENCY DEPARTMENT

1. Other Sepsis
2. Acute myocardial infarction
3. Cerebral infarction
4. Atrial fibrillation and flutter
5. Acute kidney failure

3 out of the Top 5 are Heart Related

Source: Analysis of OHA Data Tables (August 2024) by the Health Collaborative

### Leading Causes of Death



### INFANT HEALTH

#### Infant Mortality

No Infant Mortality Data Available for Franklin County

No Timely Prenatal Care Data Available for Franklin County

Source: County Health Rankings, 2021

Timely Prenatal Care: Hamilton County

Preterm Birth: Hamilton County

No Preterm Birth Data Available for Franklin County

# Franklin County: 2024 County Profile

THE HEALTH  COLLABORATIVE



## HEALTHY BEHAVIORS AND OUTCOMES

### Conditions & Diseases (%)

	Region	Franklin
Hypertension (% 18+)	32.6	30.5
Diabetes (% 20+)	9.8	9.5
Chronic lung disease (% 18+)	7.5	7.4
Heart Disease (% 18+)	5.7	5.5
Stroke (% 18+)	2.8	2.8

Source: County Health Rankings, 2021

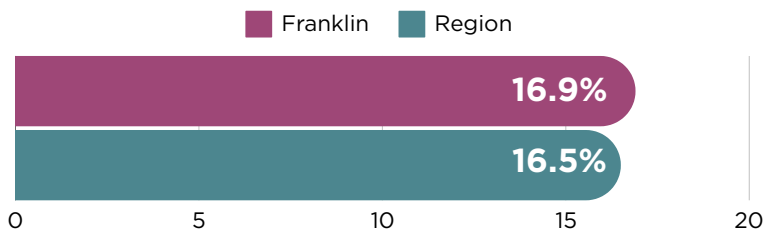
Franklin County is seeing a rate of Hypertension 6.4% lower than the region

Similarly, the rate of Diabetes is 3.1% lower than the region

Source: BRFSS, 2023  
Source: County Health Rankings, 2021  
Source: PolicyMap, 2019

## MENTAL HEALTH AND WELL BEING

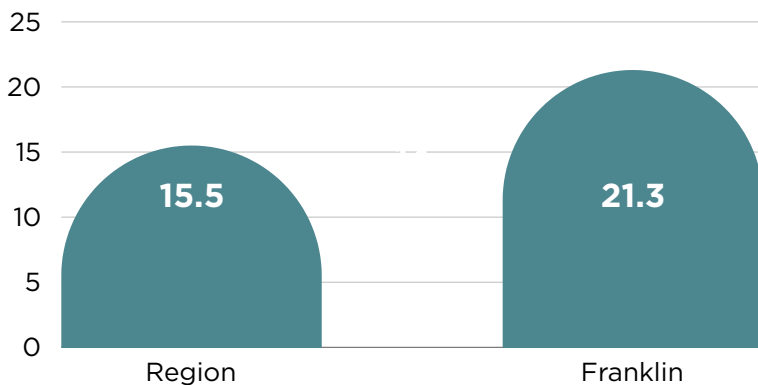
### Frequent Mental Distress



Source: County Health Rankings, 2021

### Suicide Death

Rate Per 100K



Source: County Health Rankings, 2021



### Did You Know?

Per 100,000 hospital encounters, Franklin County has ...

1. More than 1,700 mental health-related hospital encounters.
2. More than 490 substance use disorder-related hospital encounters.
3. More than 250 depression-related hospital encounters.
4. More than 110 overdose-related hospital encounters.

Source: Analysis of OHA Data Tables (August 2024) by the Health Collaborative

# Franklin County: 2024 County Profile

THE HEALTH  COLLABORATIVE



## SOCIAL DETERMINANTS OF HEALTH

### Healthcare Access

	Region	Franklin
Primary Care Doctors Per 100,000 Residents	77	70.0
Mental Health Providers Per 100,000 Residents	301	30.4
Dentists Per 100,000 Residents	57	69.5

Source: County Health Rankings, 2021

Franklin County has 9.1 percent fewer primary care physicians per 100,000 residents than the region.

### PERCENT UNINSURED:

Region: 6.9%  
Franklin County: 7.9%

Franklin County has 21.9 percent more dentists per 100,000 residents than the region.

### Cancer Screening Rates

	Region (%)	Franklin (%)
Mammography (age 50-74)	44.5	46.0
Colorectal cancer (age 50-75)	71.3	69.1
Cervical cancer (age 21-65)	81.2	80.9

Source: BRFSS, 2023

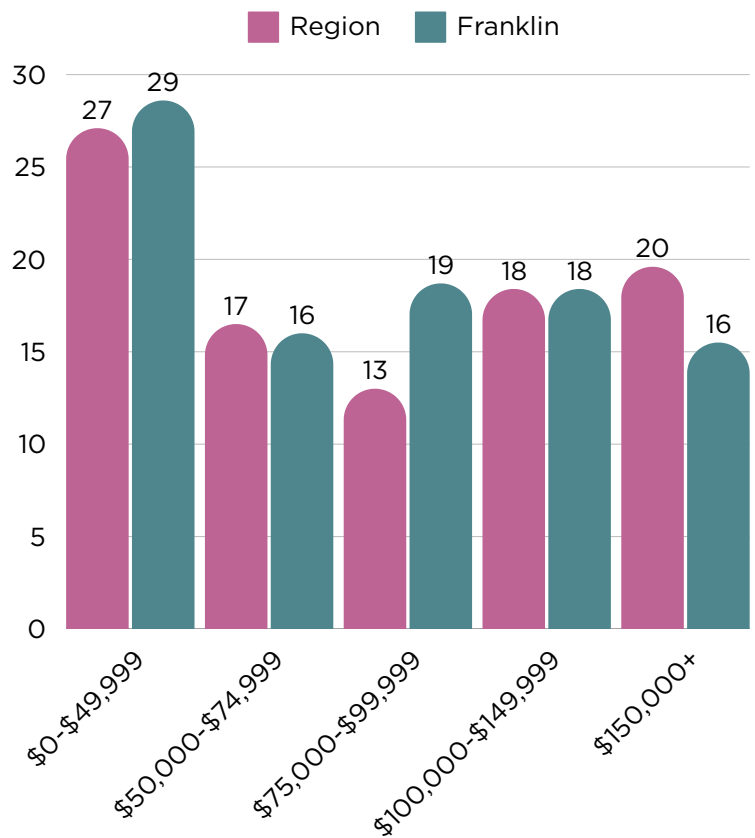
Source: County Health Rankings, 2021

The High School Graduation Rate for the region is **88.6%**.

The High School Graduation Rate for Franklin County is **97.5%**.

Source: County Health Rankings, 2021

### Household Income



Source: U.S. Census Bureau, 2022

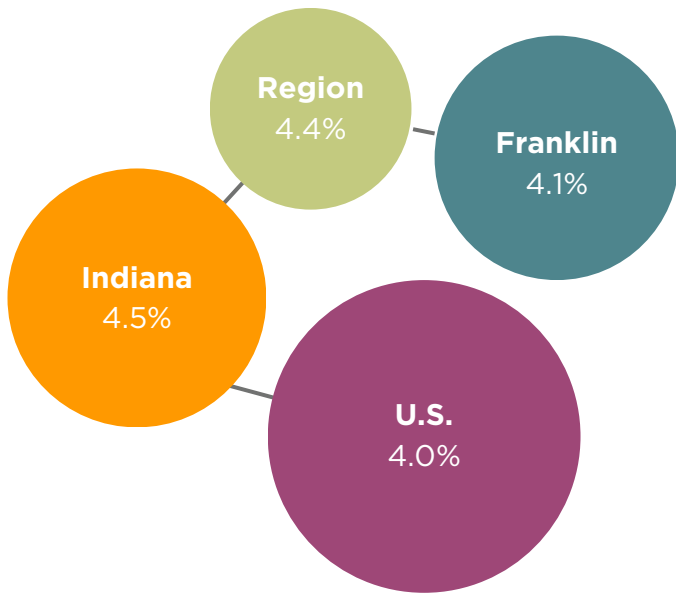
# Franklin County: 2024 County Profile

THE HEALTH  COLLABORATIVE



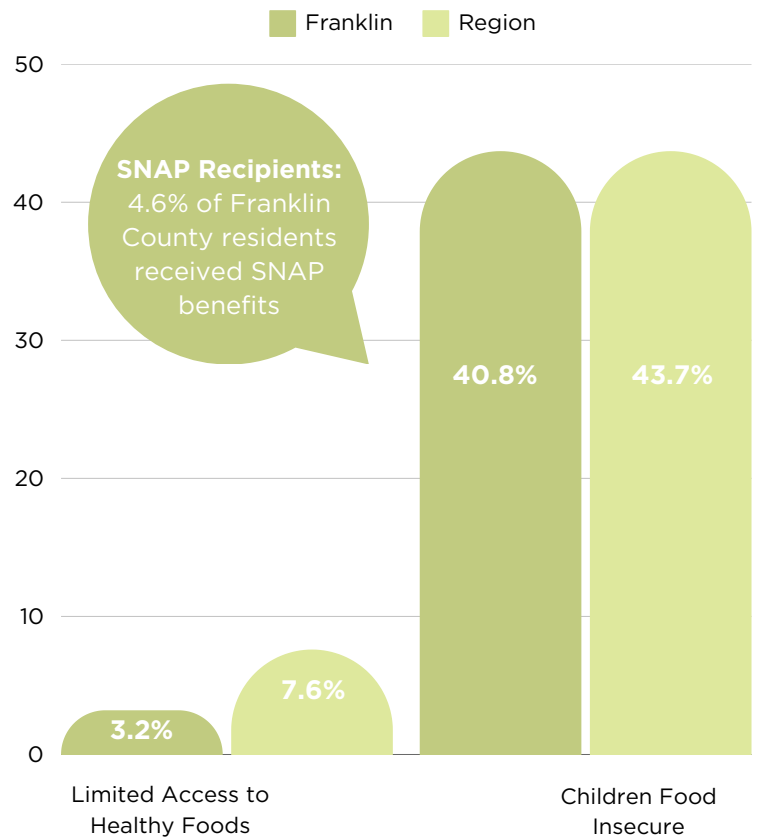
## SOCIAL DETERMINANTS OF HEALTH

### Unemployment Rate (%)



Source: Bureau of Labor Statistics, via FRED (February 2025)

### Food Access and Insecurity



Source: County Health Rankings, 2021

## SYSTEMS OF POWER, PRIVILEGE AND OPPRESSION

	Region	Franklin
<b>Income Inequality</b>	4.3	3.9
<b>Social Vulnerability Index</b>	0.3	0.2

Source: County Health Rankings, 2021  
Source: CDC Social Vulnerability Index