

Grant County: 2024 County Profile

THE HEALTH  COLLABORATIVE



DEMOGRAPHICS

Age	Region (%)	Grant (%)
0-17	23.2	26.5
18-24	9.3	9.4
25-64	51.4	50.1
65+	16.1	14.0

Source: U.S. Census Bureau, 2022

Race	Region (%)	Grant (%)
White, non-Hispanic	78.9	92.6
Black/African American, non-Hispanic	11.2	0.9
Asian, non-Hispanic	2.7	0.1
Hispanic/Latino	3.5	3.1
Native Hawaiian and Other Pacific Islander, non-Hispanic	0.0	0.0

Source: U.S. Census Bureau, 2022

Population Estimates

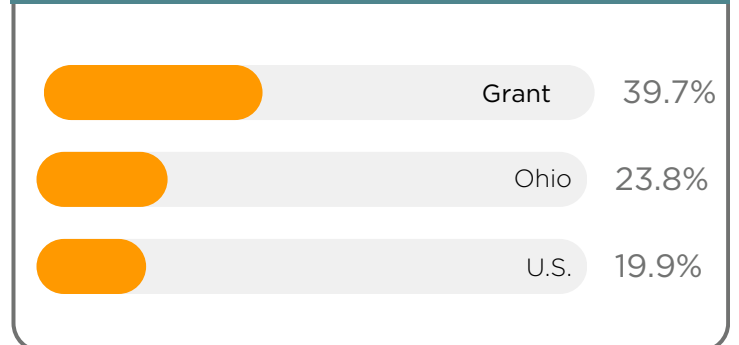
	Region	Grant
Total Population	2,404,540	25,292

 1.1% of Grant County's Population is foreign born



Source: U.S. Census Bureau, 2022

% of Rural



Source: U.S. Census Bureau, 2022

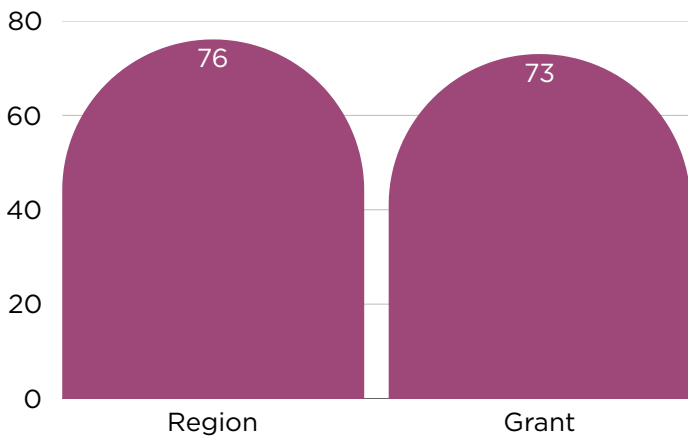
Grant County: 2024 County Profile

THE HEALTH COLLABORATIVE



HEALTHY BEHAVIORS AND OUTCOMES

Life Expectancy



Source: County Health Rankings, 2021



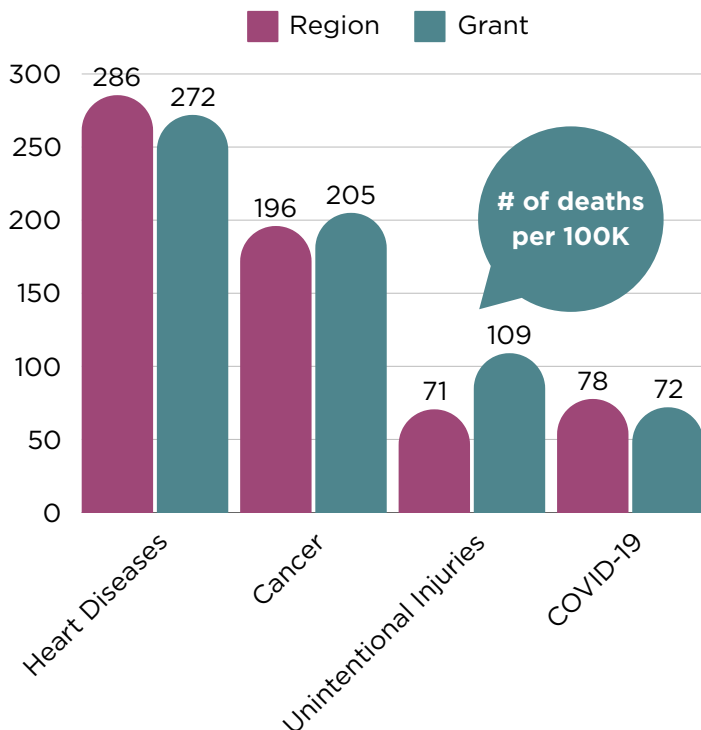
TOP 5 HOSPITAL ADMISSIONS VIA EMERGENCY DEPARTMENT

1. Other Sepsis
2. Hypertensive heart and chronic kidney disease
3. Acute kidney failure
4. Acute myocardial infarction
5. Cerebral infarction

3 out of the Top 5 are Heart Related

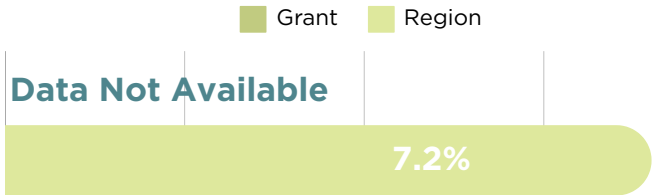
Source: Analysis of OHA Data Tables (August 2024) by the Health Collaborative

Leading Causes of Death



INFANT HEALTH

Infant Mortality



Source: County Health Rankings, 2021

Timely Prenatal Care: Grant County

Preterm Birth: Grant County

Data Not Available

Data Not Available

Source: CDC, Wide-ranging Online Data for Epidemiologic Research (WONDER), 2023

Grant County: 2024 County Profile

THE HEALTH  COLLABORATIVE



HEALTHY BEHAVIORS AND OUTCOMES

Conditions & Diseases (%)

	Region	Grant
Hypertension (% 18+)	32.6	35.9
Diabetes (% 20+)	9.8	10.2
Chronic lung disease (% 18+)	7.5	8.9
Heart Disease (% 18+)	5.7	6.4
Stroke (% 18+)	2.8	3.0

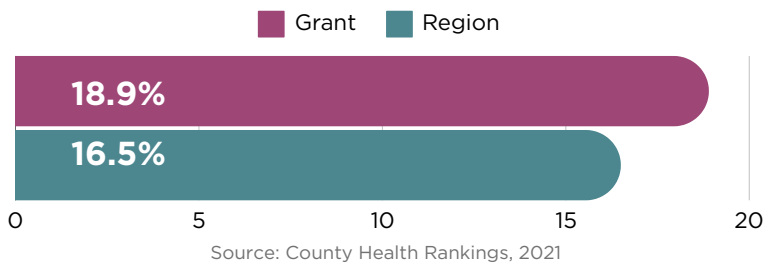
Grant County is seeing a rate of Hypertension 10.1% higher than the region

The rate of Diabetes is 2.0% higher than the region

Source: BRFSS, 2023
Source: County Health Rankings, 2021
Source: PolicyMap, 2019

MENTAL HEALTH AND WELL BEING

Frequent Mental Distress



Suicide Death

Rate Per 100K Population



Did You Know?

Per 100,000 hospital encounters, Grant County has

...

1. More than 2,210 mental health-related hospital encounters.
2. More than 120 depression-related hospital encounters.
3. More than 1,020 substance use disorder-related hospital encounters.
4. More than 210 overdose-related hospital encounters.

Source: Analysis of OHA Data Tables (August 2024) by the Health Collaborative

Grant County: 2024 County Profile

THE HEALTH  COLLABORATIVE



SOCIAL DETERMINANTS OF HEALTH

Healthcare Access

	Region	Grant
Primary Care Doctors Per 100,000 Residents	77	40
Mental Health Providers Per 100,000 Residents	301	82
Dentists Per 100,000 Residents	57	31

Source: County Health Rankings, 2021

Grant County has 48.1 percent fewer primary care physicians per 100,000 residents than the region.

PERCENT UNINSURED:

Region: 6.9%
Grant County: 6.8%

Grant County has 45.6 percent fewer dentists per 100,000 residents than the region.

Screening Rates

	Region (%)	Grant (%)
Mammography Screening (%50-74)	44.5	34.0
Colorectal cancer screening (%50-75)	71.3	70.9
Cervical cancer screening (%21-65)	81.2	80.5

Source: BRFSS, 2023

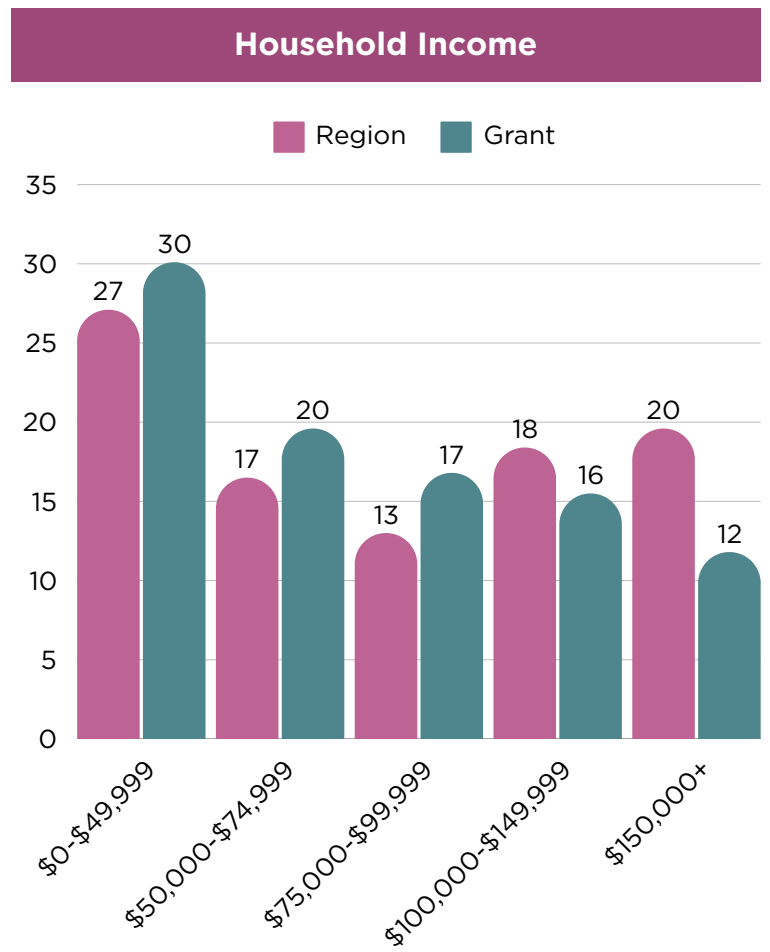
Source: County Health Rankings, 2021

The High School Graduation Rate for the region is **88.6%**.

The High School Graduation Rate for Grant County is **92.1%**.

Source: County Health Rankings, 2021

Household Income



Source: U.S. Census Bureau, 2022

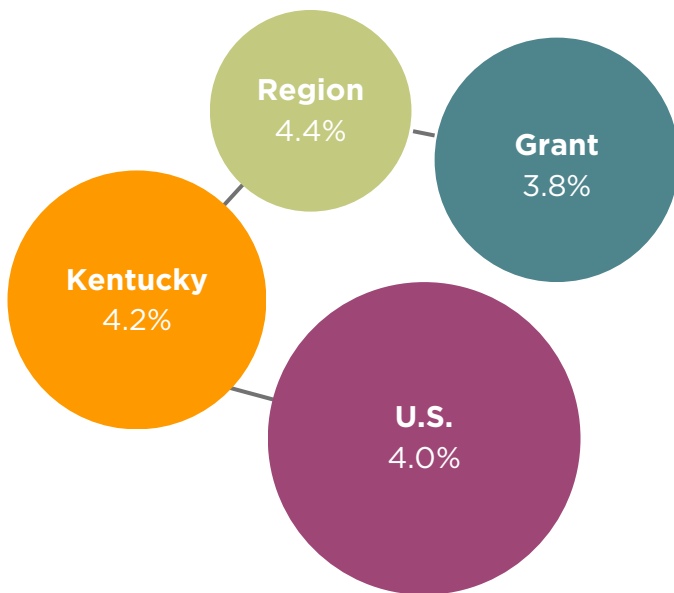
Grant County: 2024 County Profile

THE HEALTH  COLLABORATIVE



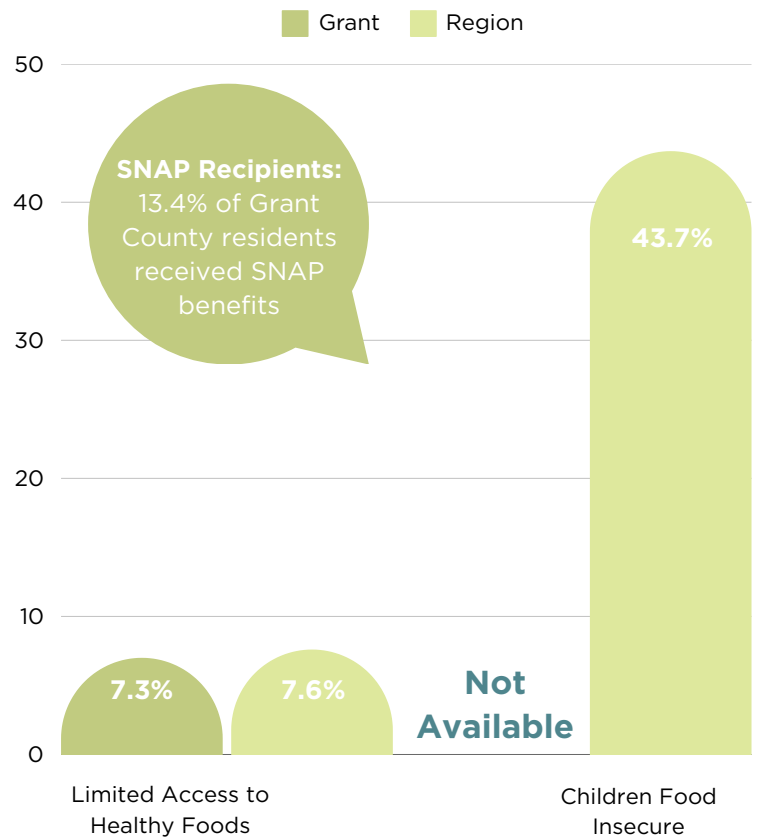
SOCIAL DETERMINANTS OF HEALTH

Unemployment Rate (%)



Source: Bureau of Labor Statistics, via FRED (February 2025)

Food Access and Insecurity



Source: County Health Rankings, 2021

SYSTEMS OF POWER, PRIVILEGE AND OPPRESSION

	Region	Grant
Income Inequality	4.3	3.5
Social Vulnerability Index	0.3	0.2

Source: County Health Rankings, 2021
Source: CDC Social Vulnerability Index