

Hamilton County: 2024 County Profile

THE HEALTH  COLLABORATIVE



DEMOGRAPHICS

Age (Years)	Region (%)	Hamilton (%)
0-17	23.2	22.8
18-24	9.3	9.4
25-64	51.4	51.7
65+	16.1	16.0


Source: U.S. Census Bureau, 2022

Race	Region (%)	Hamilton (%)
White, non-Hispanic	78.9	63.9
Black/African American, non-Hispanic	11.2	25.2
Asian, non-Hispanic	2.7	2.8
Hispanic/Latino	3.5	3.7
Native Hawaiian and Other Pacific Islander, non-Hispanic	0.0	0.1

Source: U.S. Census Bureau, 2022

Population Estimates

	Region	Hamilton
Total Population	2,404,540	827,430

 6.2% of Hamilton County's Population is foreign Born



Source: U.S. Census Bureau, 2022

% of Rural



Source: U.S. Census Bureau, 2022

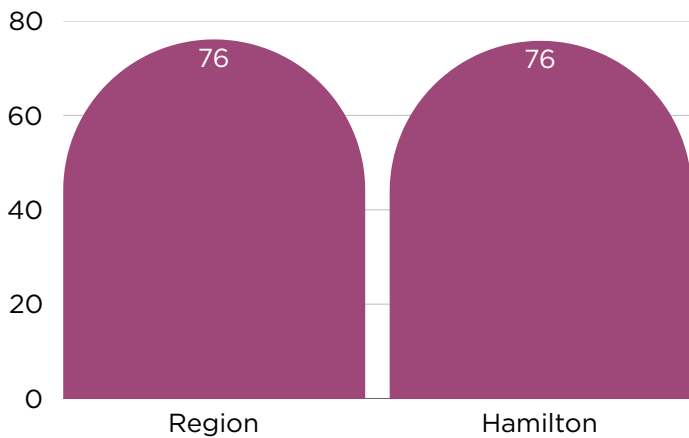
Hamilton County: 2024 County Profile

THE HEALTH COLLABORATIVE



HEALTHY BEHAVIORS AND OUTCOMES

Life Expectancy



Region Hamilton

Source: County Health Rankings, 2021



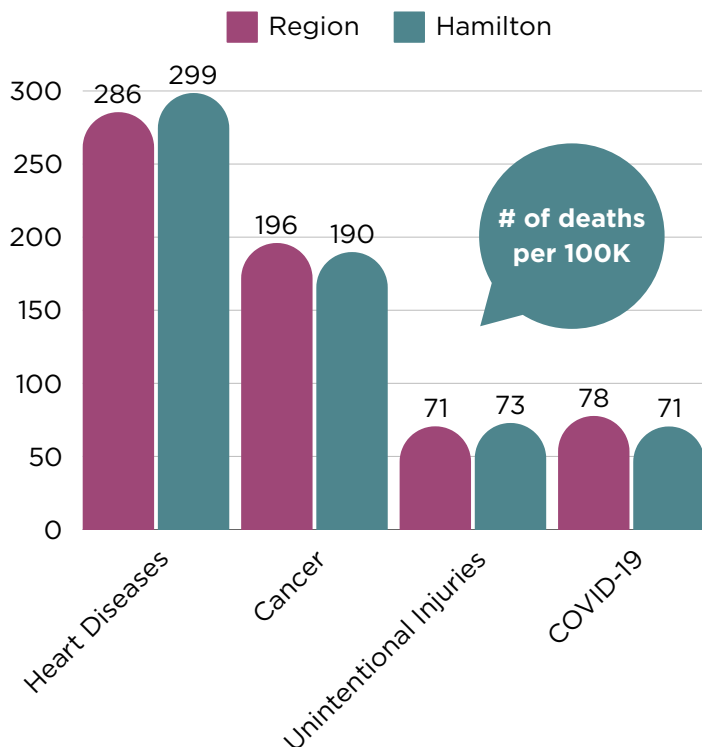
TOP 5 HOSPITAL ADMISSIONS VIA EMERGENCY DEPARTMENT

1. Other Sepsis
2. Hypertensive heart and chronic kidney disease
3. Acute kidney failure
4. Hypertensive heart disease
5. Cerebral infarction

3 out of the Top 5 are Heart Related

Source: Analysis of OHA Data Tables (August 2024) by the Health Collaborative

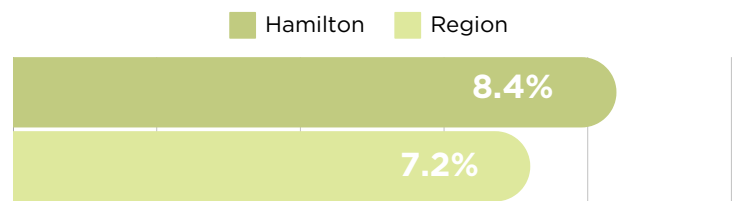
Leading Causes of Death



of deaths per 100K

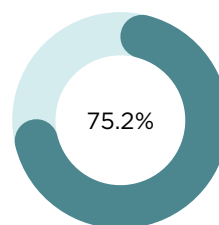
INFANT HEALTH

Infant Mortality

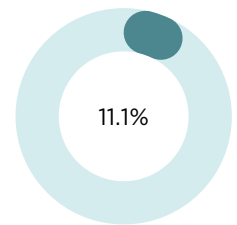


Source: County Health Rankings, 2021

Timely Prenatal Care: Hamilton County



Preterm Birth: Hamilton County



Source: CDC, Wide-ranging Online Data for Epidemiologic Research (WONDER), 2023

Hamilton County: 2024 County Profile

THE HEALTH  COLLABORATIVE



HEALTHY BEHAVIORS AND OUTCOMES

Conditions & Diseases (%)

	Region	Hamilton
Hypertension (% 18+)	32.6	34.0
Diabetes (% 20+)	9.8	11.2
Chronic lung disease (% 18+)	7.5	6.5
Heart Disease (% 18+)	5.7	5.5
Stroke (% 18+)	2.8	3.0

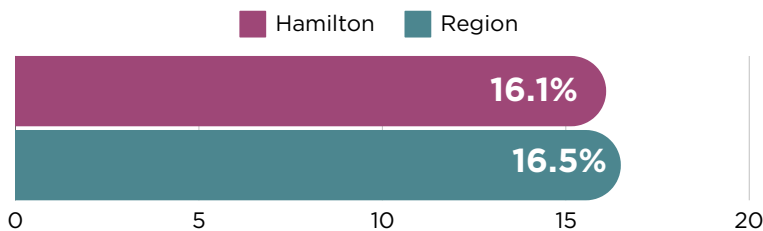
Hamilton County is seeing a rate of Hypertension 4.3% higher than the region

Similarly, the rate of Diabetes is 14.3% higher than the region

Source: BRFSS, 2023
Source: County Health Rankings, 2021
Source: PolicyMap, 2019

MENTAL HEALTH AND WELL BEING

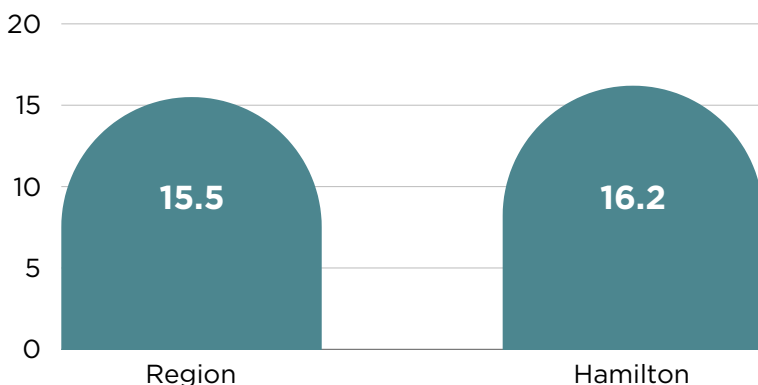
Frequent Mental Distress



Source: County Health Rankings, 2021

Suicide Death

Rate Per 100K



Source: County Health Rankings, 2021



Did You Know?

Per 100,000 residents, Hamilton County has ...

1. More than 4,600 mental health-related hospital encounters.
2. More than 500 depression-related hospital encounters.
3. More than 490 substance use disorder-related hospital encounters.
4. More than 400 overdose-related hospital encounters.

Source: Analysis of OHA Data Tables (August 2024) by the Health Collaborative

Hamilton County: 2024 County Profile

THE HEALTH  COLLABORATIVE



SOCIAL DETERMINANTS OF HEALTH

Healthcare Access

	Region	Hamilton
Primary Care Doctors Per 100,000 Residents	77	109.7
Mental Health Providers Per 100,000 Residents	301	470.8
Dentists Per 100,000 Residents	57	76.1

Source: County Health Rankings, 2021

Hamilton County has 42.5 percent more primary care physicians per 100,000 residents than the region.

PERCENT UNINSURED:

Region: 6.9%
Hamilton County: 7.1%

Hamilton County has 33.5 percent more dentists per 100,000 residents than the region.

Cancer Screening Rates

	Region (%)	Hamilton (%)
Mammography (age 50-74)	44.5	50.0
Colorectal cancer (age 50-75)	71.3	74.7
Cervical cancer (age 21-65)	81.2	82.3

Source: BRFSS, 2023

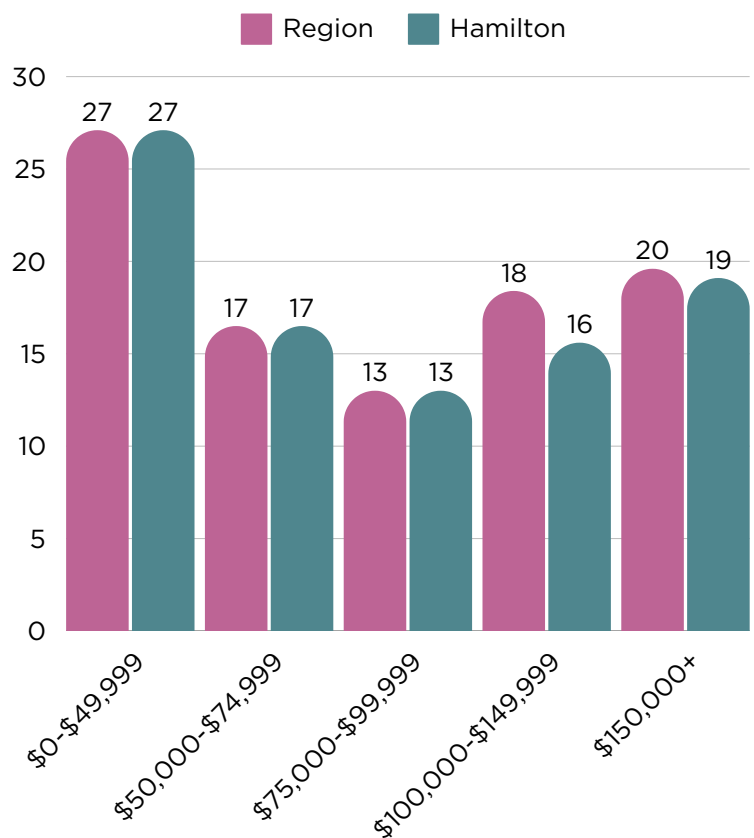
Source: County Health Rankings, 2021

The High School Graduation Rate for the region is **88.6%**.

The High School Graduation Rate for Hamilton County is **82.3%**.

Source: County Health Rankings, 2021

Household Income



Source: U.S. Census Bureau, 2022

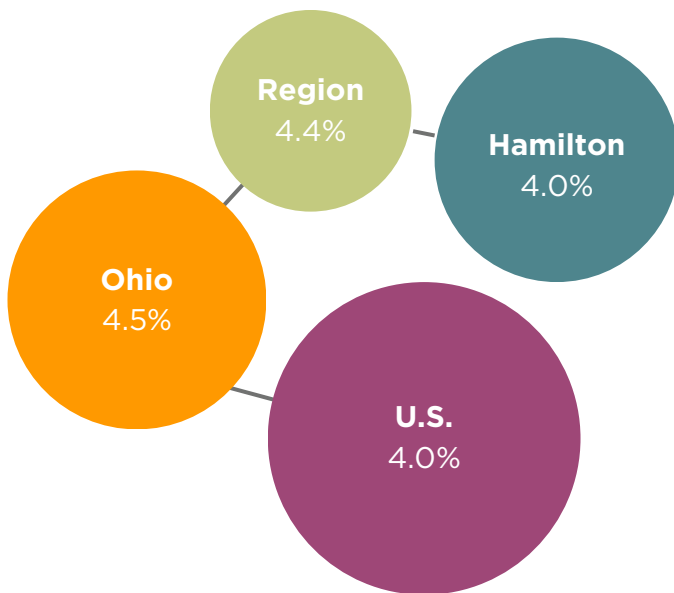
Hamilton County: 2024 County Profile

THE HEALTH  COLLABORATIVE



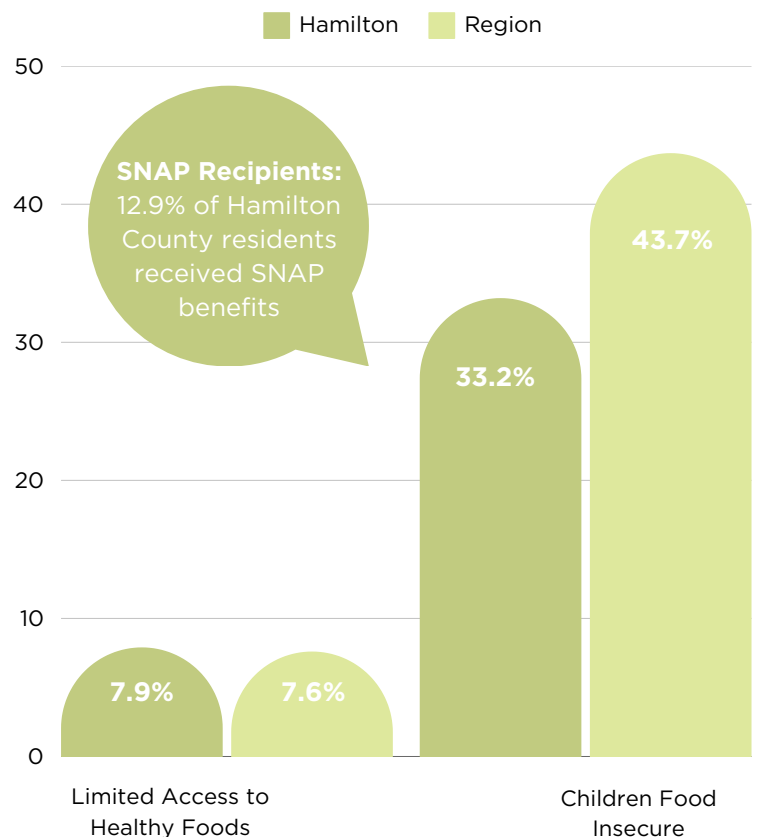
SOCIAL DETERMINANTS OF HEALTH

Unemployment Rate (%)



Source: Bureau of Labor Statistics, via FRED (February 2025)

Food Access and Insecurity



Source: County Health Rankings, 2021

SYSTEMS OF POWER, PRIVILEGE AND OPPRESSION

	Region	Hamilton
Income Inequality	4.3	5.4
Social Vulnerability Index	0.3	0.8

Source: County Health Rankings, 2021
Source: CDC Social Vulnerability Index