

Highland County: 2024 County Profile

THE HEALTH  COLLABORATIVE



DEMOGRAPHICS

Age (Years)	Region (%)	Highland (%)
0-17	23.2	23.8
18-24	9.3	7.8
25-64	51.4	50.0
65+	16.1	18.4

Source: U.S. Census Bureau, 2022

Race	Region (%)	Highland (%)
White, non-Hispanic	78.9	94.6
Black/African American, non-Hispanic	11.2	1.6
Asian, non-Hispanic	2.7	0.1
Hispanic/Latino	3.5	1.4
Native Hawaiian and Other Pacific Islander, non-Hispanic	0.0	0.0

Source: U.S. Census Bureau, 2022

Population Estimates


	Region	Highland
Total Population	2,404,540	43,444

 0.6% of Highland County's Population is foreign Born



Source: U.S. Census Bureau, 2022

% of Rural



Source: U.S. Census Bureau, 2022

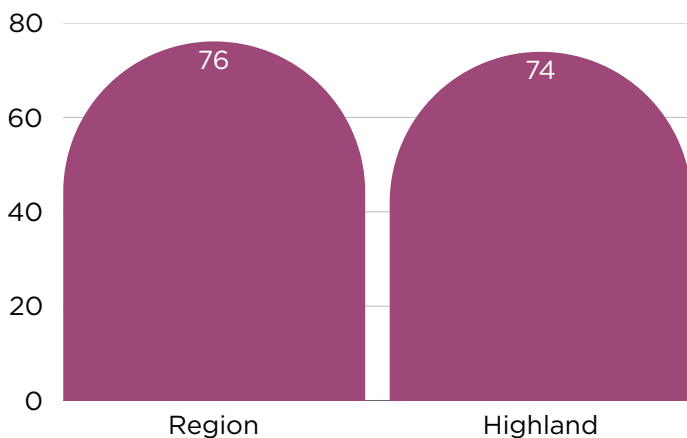
Highland County: 2024 County Profile

THE HEALTH COLLABORATIVE



HEALTHY BEHAVIORS AND OUTCOMES

Life Expectancy



Source: County Health Rankings, 2021



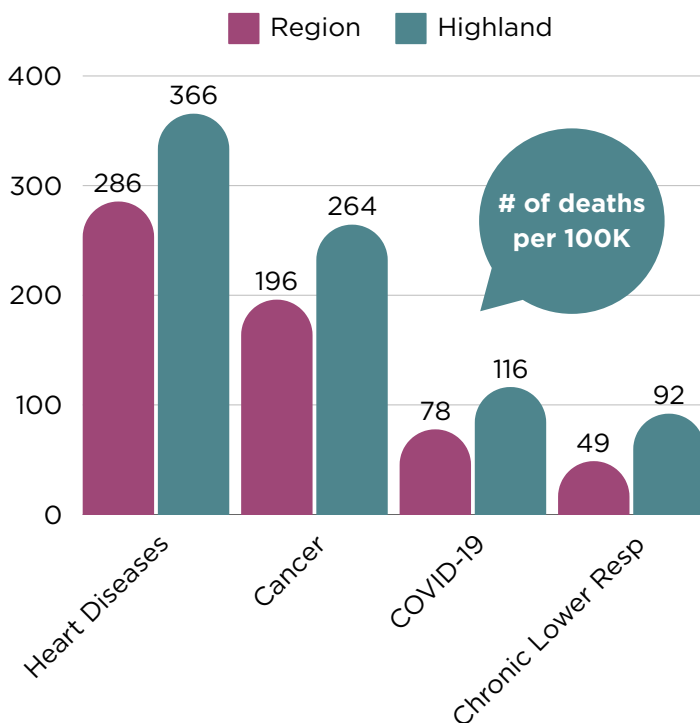
TOP 5 HOSPITAL ADMISSIONS VIA EMERGENCY DEPARTMENT

1. Other Sepsis
2. Acute myocardial infarction
3. Pneumonia, unspecified organism
4. Atrial fibrillation and flutter
5. Other chronic obstructive pulmonary disease

2 out of the Top 5 are Heart Related

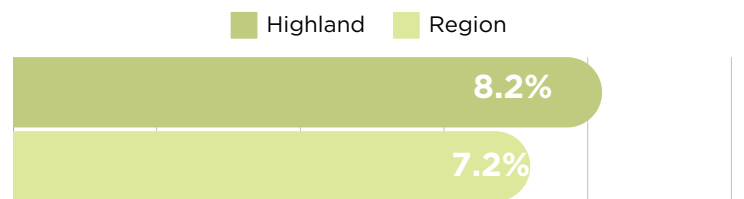
Source: Analysis of OHA Data Tables (August 2024) by the Health Collaborative

Leading Causes of Death



INFANT HEALTH

Infant Mortality



Source: County Health Rankings, 2021

Timely Prenatal Care: Highland County

Preterm Birth: Highland County

Data Not Available

Data Not Available

Source: CDC, Wide-ranging Online Data for Epidemiologic Research (WONDER), 2023

Highland County: 2024 County Profile

THE HEALTH  COLLABORATIVE



HEALTHY BEHAVIORS AND OUTCOMES

Conditions & Diseases (%)

	Region	Highland
Hypertension (% 18+)	32.6	35.1
Diabetes (% 20+)	9.8	11.4
Chronic lung disease (% 18+)	7.5	9.9
Heart Disease (% 18+)	5.7	7.1
Stroke (% 18+)	2.8	3.3

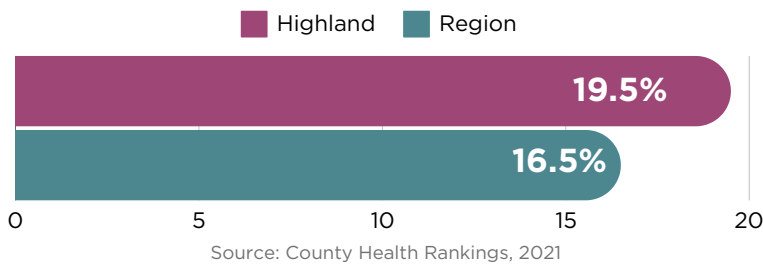
Highland County is seeing a rate of Hypertension that is 7.7% higher than the region

Similarly, the rate of Diabetes is 16.3% higher than the region

Source: BRFSS, 2023
Source: County Health Rankings, 2021
Source: PolicyMap, 2019

MENTAL HEALTH AND WELL BEING

Frequent Mental Distress



Suicide Death

Rate Per 100K



Did You Know?

Per 100,000 residents, Highland County has ...

1. More than 2,000 mental health-related hospital encounters.
2. More than 270 depression-related hospital encounters.
3. More than 190 substance use disorder-related hospital encounters.
4. More than 180 overdose-related hospital encounters.

Source: Analysis of OHA Data Tables (August 2024) by the Health Collaborative

Highland County: 2024 County Profile

THE HEALTH  COLLABORATIVE



SOCIAL DETERMINANTS OF HEALTH

Healthcare Access

	Region	Highland
Primary Care Doctors Per 100,000 Residents	77	27.7
Mental Health Providers Per 100,000 Residents	301	172.8
Dentists Per 100,000 Residents	57	48.4

Source: County Health Rankings, 2021

Highland County has 64.0 percent fewer primary care physicians per 100,000 residents than the region.

PERCENT UNINSURED:

Region: 6.9%
Highland County: 10.4%

Highland County has 15.1 percent fewer dentists per 100,000 residents than the region.

Cancer Screening Rates

	Region (%)	Highland (%)
Mammography (age 50-74)	44.5	34.0
Colorectal cancer (age 50-75)	71.3	72.0
Cervical cancer (age 21-65)	81.2	79.9

Source: BRFSS, 2023

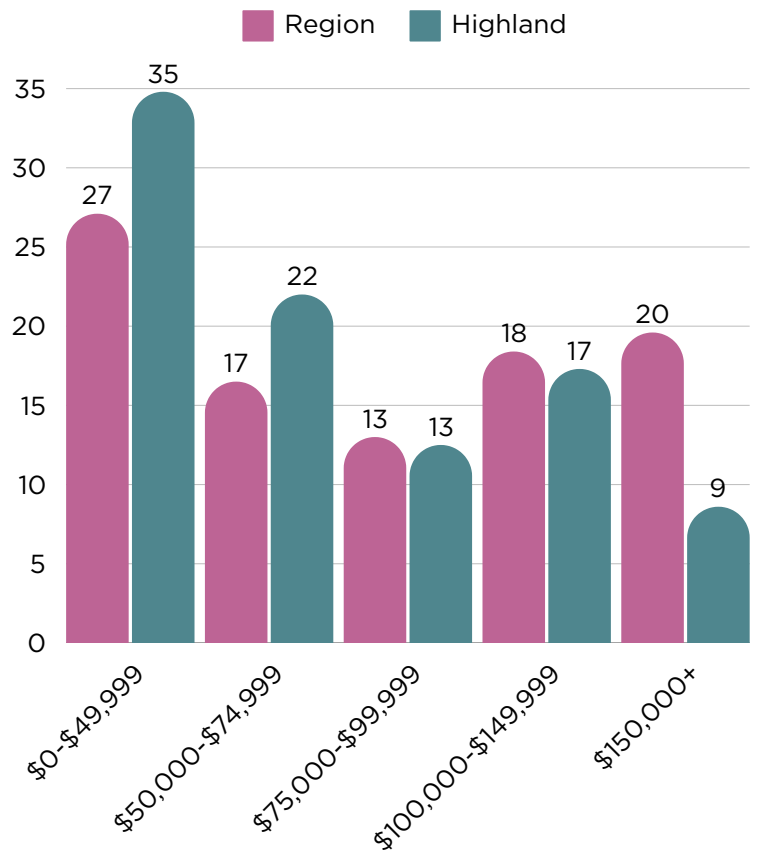
Source: County Health Rankings, 2021

The High School Graduation Rate for the region is **88.6%**.

The High School Graduation Rate for Highland County is **94.8%**.

Source: County Health Rankings, 2021

Household Income



Source: U.S. Census Bureau, 2022

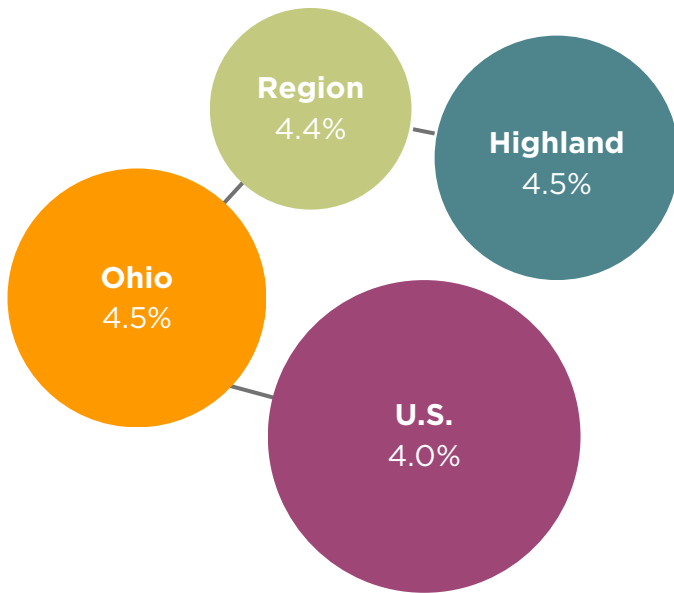
Highland County: 2024 County Profile

THE HEALTH COLLABORATIVE



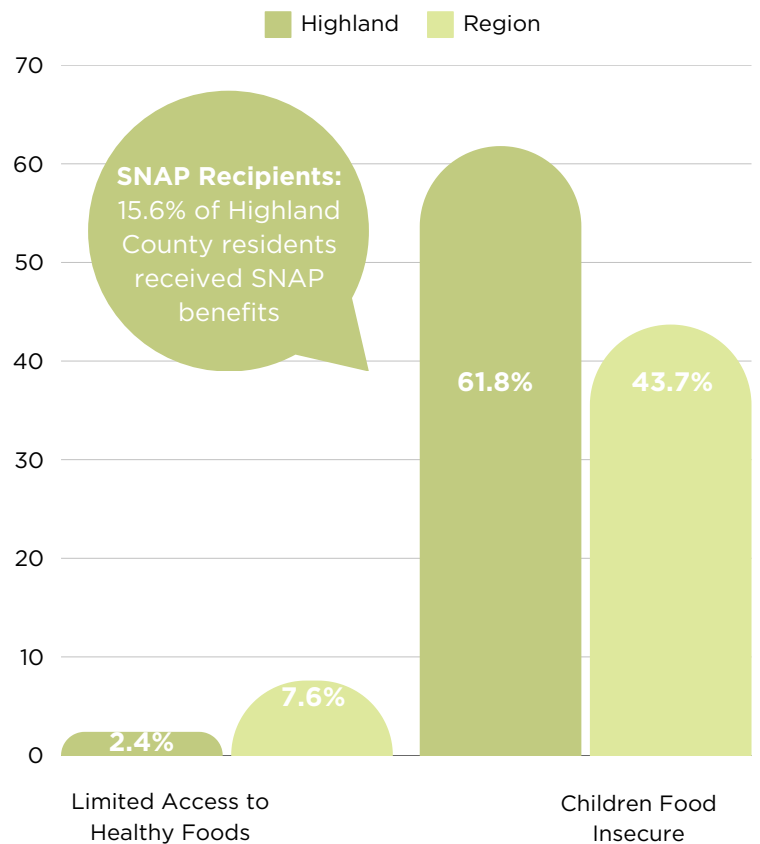
SOCIAL DETERMINANTS OF HEALTH

Unemployment Rate (%)



Source: Bureau of Labor Statistics, via FRED (February 2025)

Food Access and Insecurity



Source: County Health Rankings, 2021

SYSTEMS OF POWER, PRIVILEGE AND OPPRESSION

	Region	Highland
Income Inequality	4.3	4.4
Social Vulnerability Index	0.3	0.7

Source: County Health Rankings, 2021
Source: CDC Social Vulnerability Index