

# Preble County: 2024 County Profile

THE HEALTH  COLLABORATIVE



## DEMOGRAPHICS

Age (Years)	Region (%)	Preble (%)
0-17	23.2	22.1
18-24	9.3	7.6
25-64	51.4	50.7
65+	16.1	19.6


Source: U.S. Census Bureau, 2022

Race	Region (%)	Preble (%)
White, non-Hispanic	78.9	95.5
Black/African American, non-Hispanic	11.2	0.7
Asian, non-Hispanic	2.7	0.2
Hispanic/Latino	3.5	1.1
Native Hawaiian and Other Pacific Islander, non-Hispanic	0.0	0.0

Source: U.S. Census Bureau, 2022

## Population Estimates

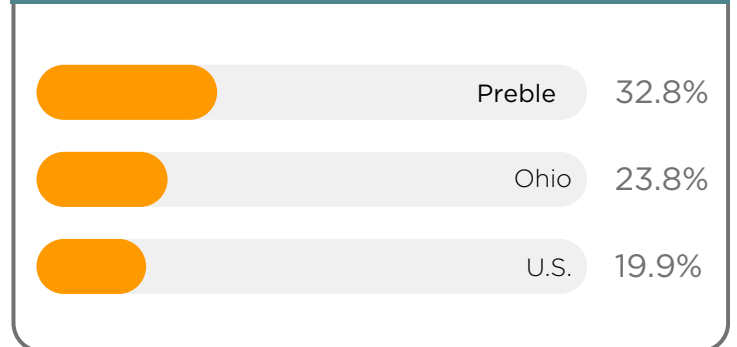
	Region	Preble
Total Population	2,404,540	40,871

 0.5% of Preble County's Population is foreign Born



Source: U.S. Census Bureau, 2022

## % of Rural



Source: U.S. Census Bureau, 2022

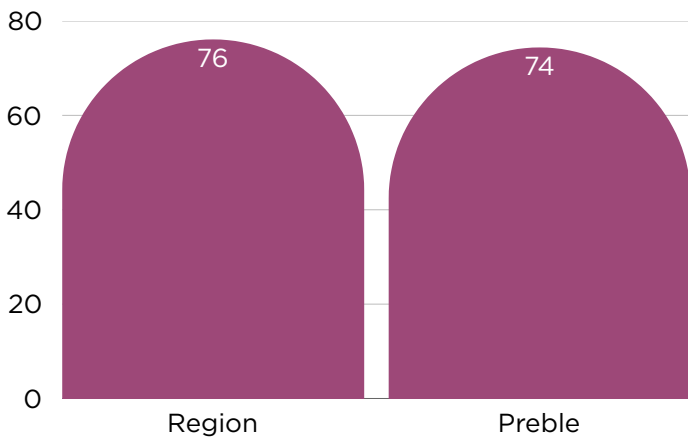
# Preble County: 2024 County Profile

THE HEALTH  COLLABORATIVE



## HEALTHY BEHAVIORS AND OUTCOMES

### Life Expectancy



Source: County Health Rankings, 2021



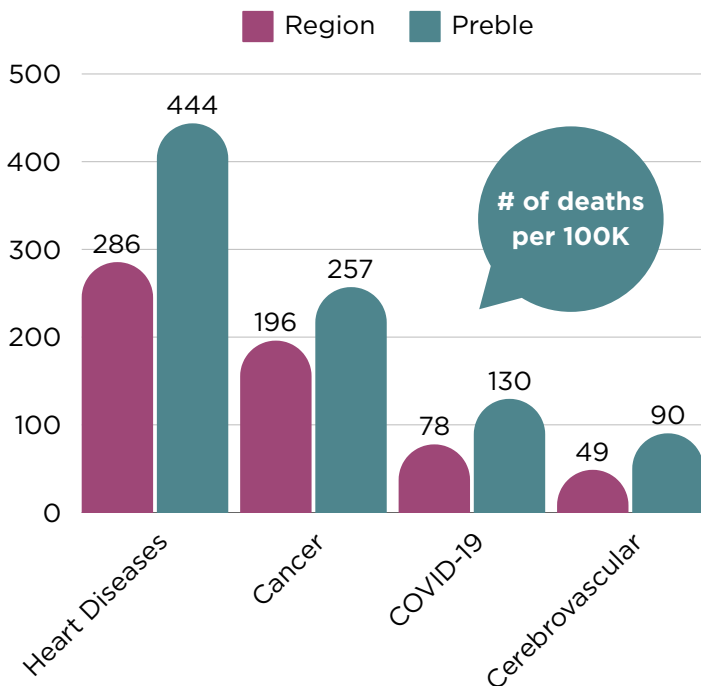
### TOP 5 HOSPITAL ADMISSIONS VIA EMERGENCY DEPARTMENT

1. Other Sepsis
2. Acute kidney failure
3. Type 2 diabetes mellitus
4. Chronic ischemic heart disease
5. Hypertensive heart and chronic kidney disease

2 out of the Top 5 are Heart Related

Source: Analysis of OHA Data Tables (August 2024) by the Health Collaborative

### Leading Causes of Death



### INFANT HEALTH

#### Infant Mortality

No Infant Mortality Data Available for Preble County

No Timely Prenatal Care Data Available for Preble County

Source: County Health Rankings, 2021

Timely Prenatal Care: Hamilton County

Preterm Birth: Hamilton County

No Preterm Birth Data Available for Preble County

# Preble County: 2024 County Profile

THE HEALTH  COLLABORATIVE



## HEALTHY BEHAVIORS AND OUTCOMES

### Conditions & Diseases (%)

	Region	Preble
Hypertension (% 18+)	32.6	32.2
Diabetes (% 20+)	9.8	10.0
Chronic lung disease (% 18+)	7.5	7.6
Heart Disease (% 18+)	5.7	6.0
Stroke (% 18+)	2.8	2.8

Source: County Health Rankings, 2021

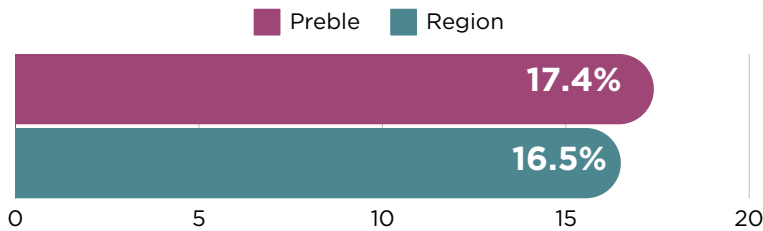
Preble County is seeing a rate of Hypertension 1.2% lower than the region

However, the rate of Diabetes is 2.0% higher than the region

Source: BRFSS, 2023  
Source: County Health Rankings, 2021  
Source: PolicyMap, 2019

### MENTAL HEALTH AND WELL BEING

#### Frequent Mental Distress



Source: County Health Rankings, 2021

#### Suicide Death

Rate Per 100K



Source: County Health Rankings, 2021



#### Did You Know?

Per 100,000 residents, Preble County has ...

1. More than 2,300 mental health-related hospital encounters.
2. More than 350 depression-related hospital encounters.
3. More than 330 substance use disorder-related hospital encounters.
4. More than 300 overdose-related hospital encounters.

Source: Analysis of OHA Data Tables (August 2024) by the Health Collaborative

# Preble County: 2024 County Profile

THE HEALTH COLLABORATIVE



## SOCIAL DETERMINANTS OF HEALTH

### Healthcare Access

	Region	Preble
Primary Care Doctors Per 100,000 Residents	77	17.1
Mental Health Providers Per 100,000 Residents	301	93.6
Dentists Per 100,000 Residents	57	14.8

Source: County Health Rankings, 2021

Preble County has 77.8 percent fewer primary care physicians per 100,000 residents than the region.

### PERCENT UNINSURED:

Region: 6.9%  
Preble County: 7.2%

Preble County has 74.0 percent fewer dentists per 100,000 residents than the region.

### Cancer Screening Rates

	Region (%)	Preble (%)
Mammography (age 50-74)	44.5	42.0
Colorectal cancer (age 50-75)	71.3	71.4
Cervical cancer (age 21-65)	81.2	81.8

Source: BRFSS, 2023

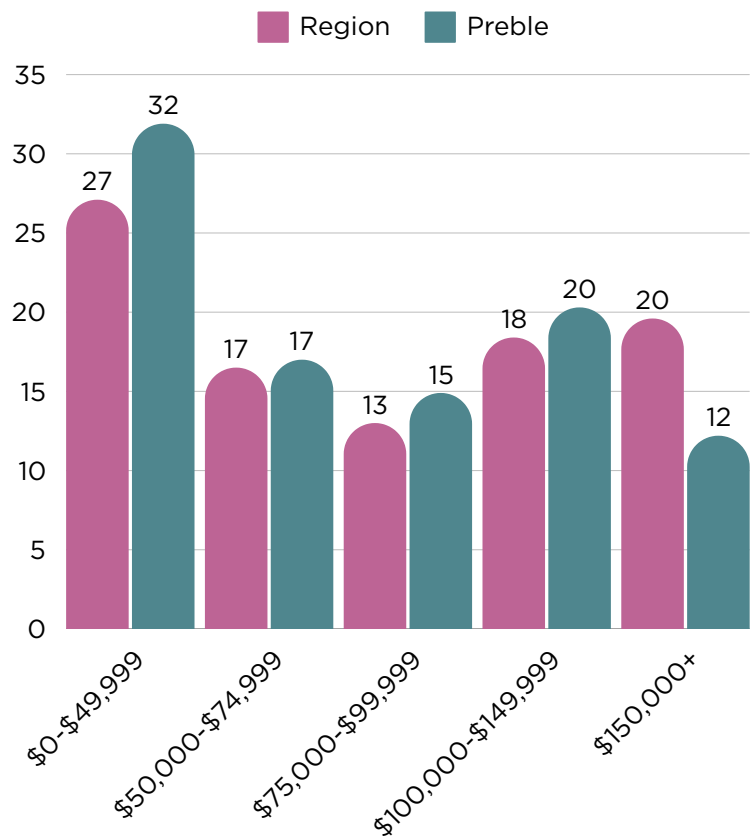
Source: County Health Rankings, 2021

The High School Graduation Rate for the region is **88.6%**.

The High School Graduation Rate for Preble County is **95.0%**.

Source: County Health Rankings, 2021

### Household Income



Source: U.S. Census Bureau, 2022

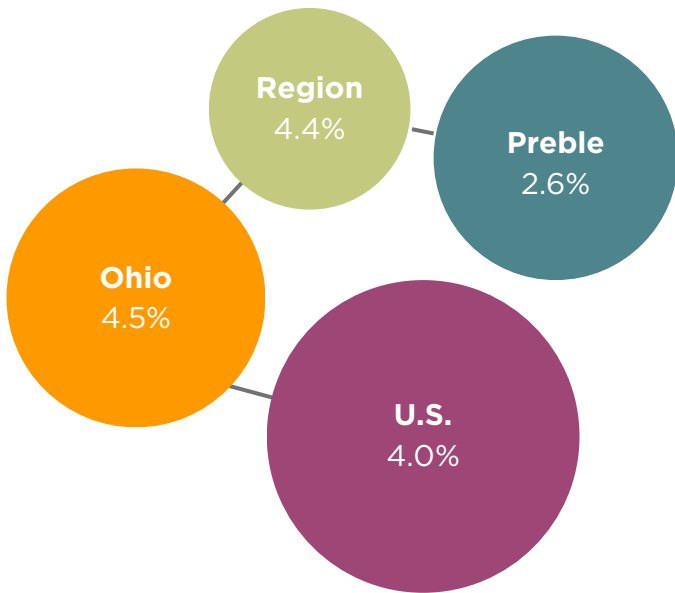
# Preble County: 2024 County Profile

THE HEALTH  COLLABORATIVE



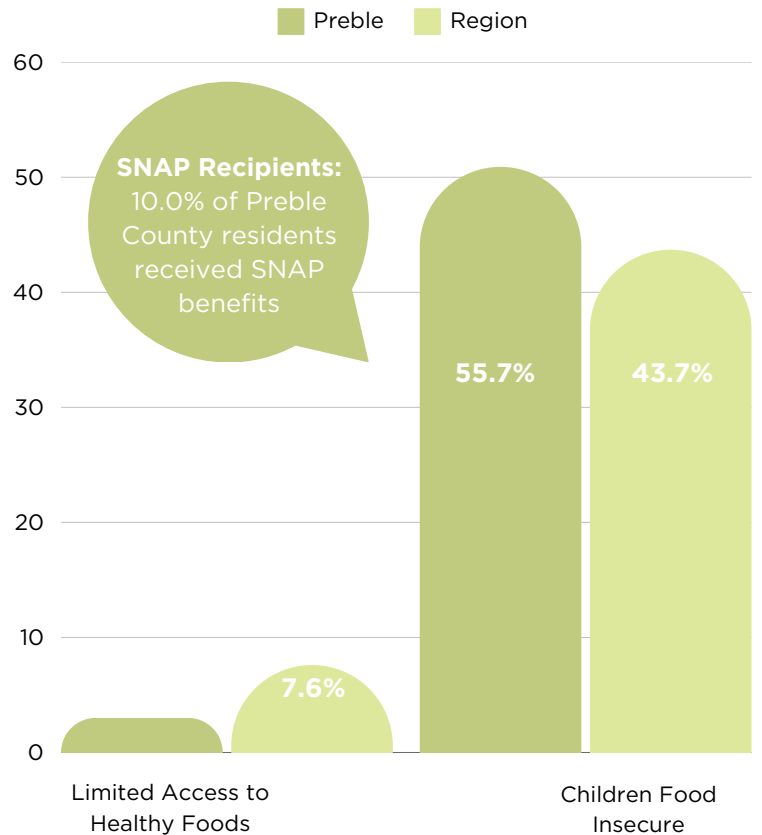
## SOCIAL DETERMINANTS OF HEALTH

### Unemployment Rate (%)



Source: Bureau of Labor Statistics, via FRED (February 2025)

### Food Access and Insecurity



Source: County Health Rankings, 2021

## SYSTEMS OF POWER, PRIVILEGE AND OPPRESSION

	Region	Preble
Income Inequality	4.3	3.9
Social Vulnerability Index	0.3	0.0

Source: County Health Rankings, 2021  
Source: CDC Social Vulnerability Index