

Union County: 2024 County Profile

THE HEALTH  COLLABORATIVE



DEMOGRAPHICS

Age (Years)	Region (%)	Union (%)
0-17	23.2	20.6
18-24	9.3	7.8
25-64	51.4	51.3
65+	16.1	20.2


Source: U.S. Census Bureau, 2022

Race	Region (%)	Union (%)
White, non-Hispanic	78.9	94.4
Black/African American, non-Hispanic	11.2	0.4
Asian, non-Hispanic	2.7	0.7
Hispanic/Latino	3.5	2.3
Native Hawaiian and Other Pacific Islander, non-Hispanic	0.0	0.0

Source: U.S. Census Bureau, 2022

Population Estimates


	Region	Union
Total Population	2,404,540	7,018

 0.9% of Union County's Population is foreign Born



Source: U.S. Census Bureau, 2022

% of Rural



Source: U.S. Census Bureau, 2022

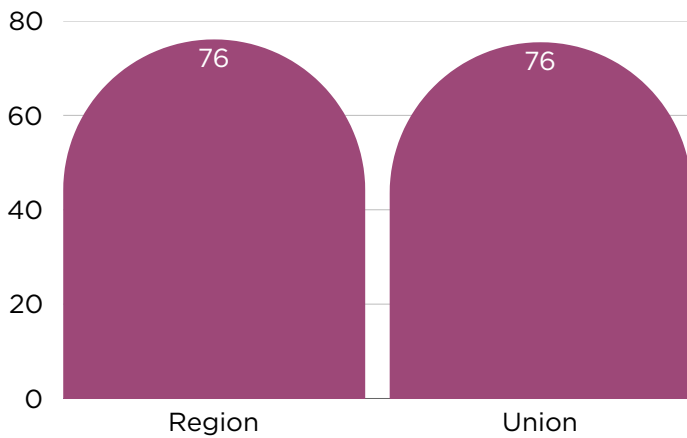
Union County: 2024 County Profile

THE HEALTH  COLLABORATIVE



HEALTHY BEHAVIORS AND OUTCOMES

Life Expectancy



Source: County Health Rankings, 2021



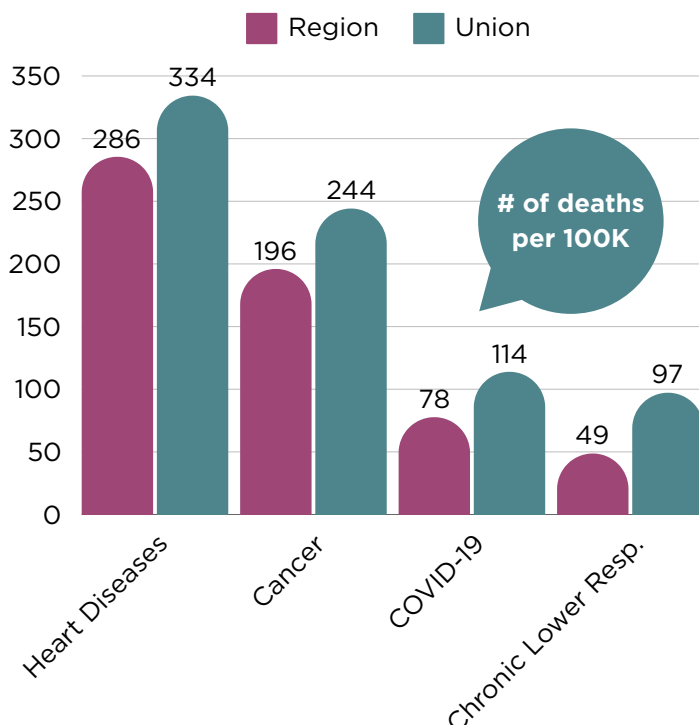
TOP 5 HOSPITAL ADMISSIONS VIA EMERGENCY DEPARTMENT

1. Acute kidney failure
2. Complications of internal orthopedic prosth dev/grft
3. Hypertensive heart and chronic kidney disease
4. Other sepsis
5. Cerebral infarction

2 out of the Top 5 are Heart Related

Source: Analysis of OHA Data Tables (August 2024) by the Health Collaborative

Leading Causes of Death



INFANT HEALTH

Infant Mortality

No Infant Mortality Data Available for Union County

No Timely Prenatal Care Data Available for Union County

Source: County Health Rankings, 2021

Timely Prenatal Care: Hamilton County

Preterm Birth: Hamilton County

No Preterm Birth Data Available for Union County

Union County: 2024 County Profile

THE HEALTH  COLLABORATIVE



HEALTHY BEHAVIORS AND OUTCOMES

Conditions & Diseases (%)

	Region	Union
Hypertension (% 18+)	32.6	31.4
Diabetes (% 20+)	9.8	9.8
Chronic lung disease (% 18+)	7.5	7.6
Heart Disease (% 18+)	5.7	5.6
Stroke (% 18+)	2.8	2.8

Source: County Health Rankings, 2021

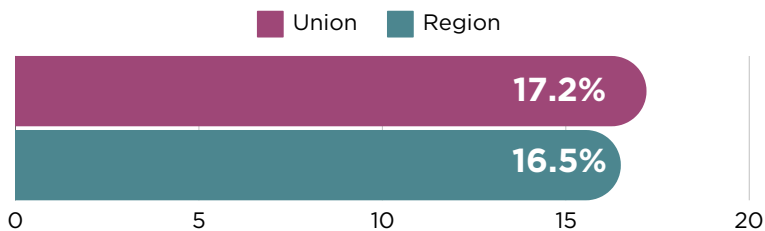
Union County is seeing a rate of Hypertension 3.7% lower than the region

However, the rate of Diabetes is exactly the same as the region

Source: BRFSS, 2023
Source: County Health Rankings, 2021
Source: PolicyMap, 2019

MENTAL HEALTH AND WELL BEING

Frequent Mental Distress



Source: County Health Rankings, 2021

Suicide Death

Rate Per 100K

No Suicide Data Available for Union County

Source: County Health Rankings, 2021

Union County: 2024 County Profile

THE HEALTH  COLLABORATIVE



SOCIAL DETERMINANTS OF HEALTH

Healthcare Access

	Region	Union
Primary Care Doctors Per 100,000 Residents	77	14.2
Mental Health Providers Per 100,000 Residents	301	14.4
Dentists Per 100,000 Residents	57	14.2

Source: County Health Rankings, 2021

Union County has 81.6 percent fewer primary care physicians per 100,000 residents than the region.

PERCENT UNINSURED:

Region: 6.9%
Union County: 9.9%

Union County has 75.1 percent more dentists per 100,000 residents than the region.

Cancer Screening Rates

	Region (%)	Union (%)
Mammography (age 50-74)	44.5	39.0
Colorectal cancer (age 50-75)	71.3	70.2
Cervical cancer (age 21-65)	81.2	81.1

Source: BRFSS, 2023

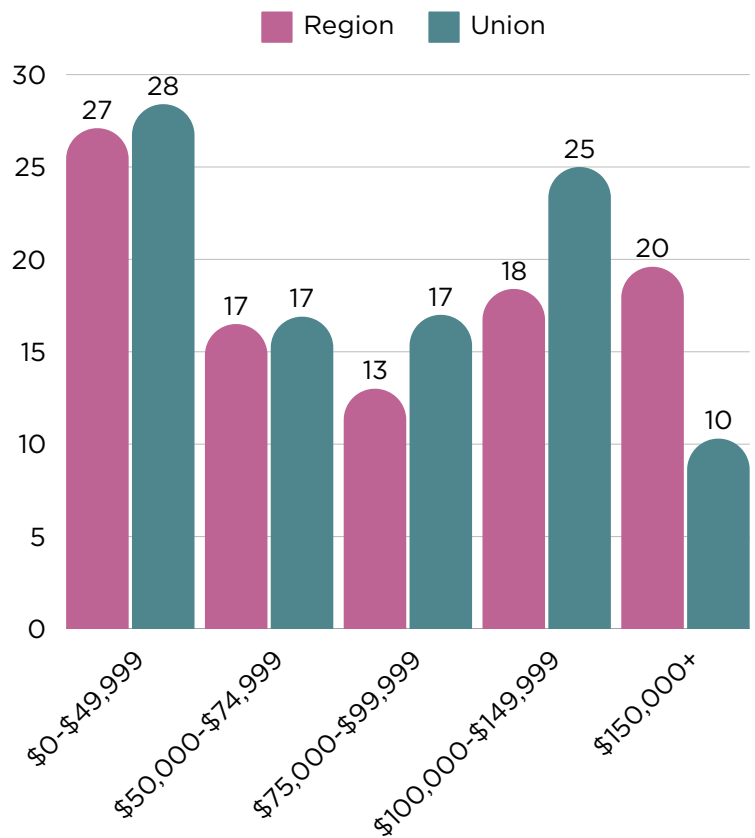
Source: County Health Rankings, 2021

The High School Graduation Rate for the region is **88.6%**.

The High School Graduation Rate for Union County is **97.5%**.

Source: County Health Rankings, 2021

Household Income



Source: U.S. Census Bureau, 2022

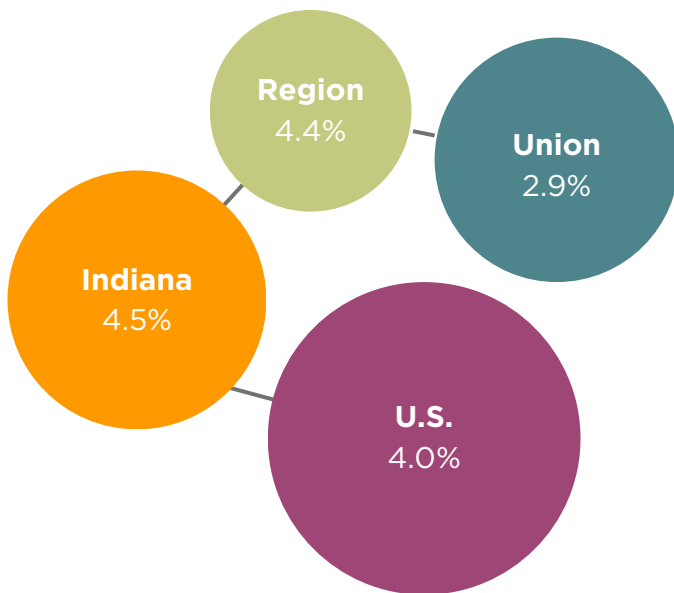
Union County: 2024 County Profile

THE HEALTH  COLLABORATIVE



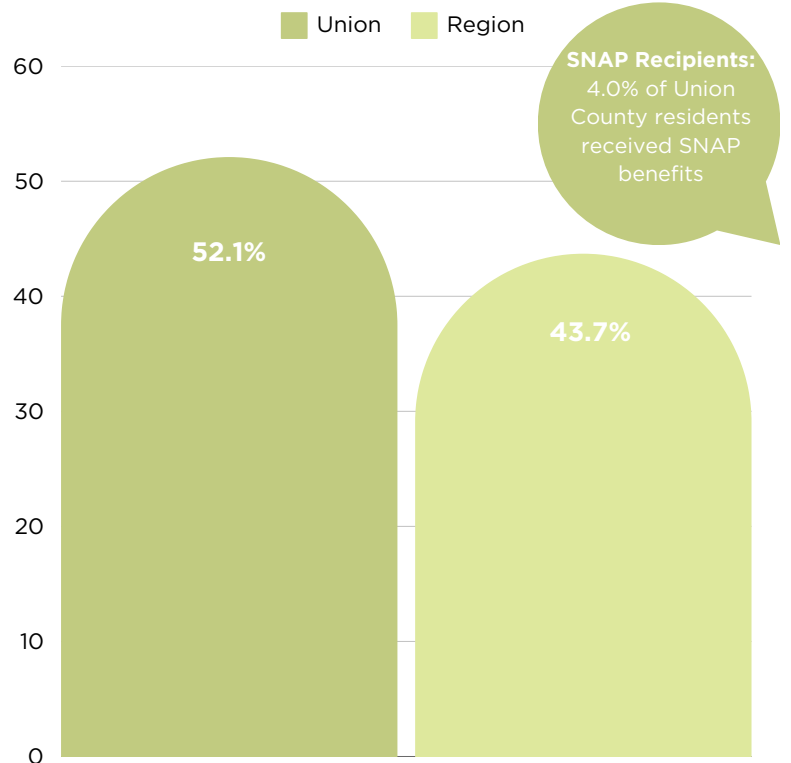
SOCIAL DETERMINANTS OF HEALTH

Unemployment Rate (%)



Source: Bureau of Labor Statistics, via FRED (February 2025)

Food Access and Insecurity



Children Food Insecure

Source: County Health Rankings, 2021

SYSTEMS OF POWER, PRIVILEGE AND OPPRESSION

	Region	Union
Income Inequality	4.3	3.5
Social Vulnerability Index	0.3	0.2

Source: County Health Rankings, 2021

Source: CDC Social Vulnerability Index