

# Warren County: 2024 County Profile

THE HEALTH  COLLABORATIVE



## DEMOGRAPHICS

Age (Years)	Region (%)	Warren (%)
0-17	23.2	24.0
18-24	9.3	8.2
25-64	51.4	52.9
65+	16.1	14.9


Source: U.S. Census Bureau, 2022

Race	Region (%)	Warren (%)
White, non-Hispanic	78.9	83.8
Black/African American, non-Hispanic	11.2	3.4
Asian, non-Hispanic	2.7	6.6
Hispanic/Latino	3.5	3.1
Native Hawaiian and Other Pacific Islander, non-Hispanic	0.0	0.0

Source: U.S. Census Bureau, 2022

## Population Estimates

	Region	Warren
Total Population	2,404,540	246,828

 9.8% of Warren County's Population is foreign Born



Source: U.S. Census Bureau, 2022

## % of Rural



Source: U.S. Census Bureau, 2022

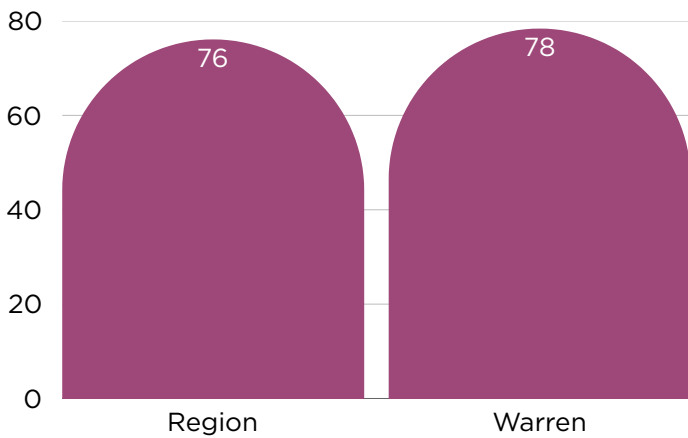
# Warren County: 2024 County Profile

THE HEALTH COLLABORATIVE



## HEALTHY BEHAVIORS AND OUTCOMES

### Life Expectancy



Source: County Health Rankings, 2021



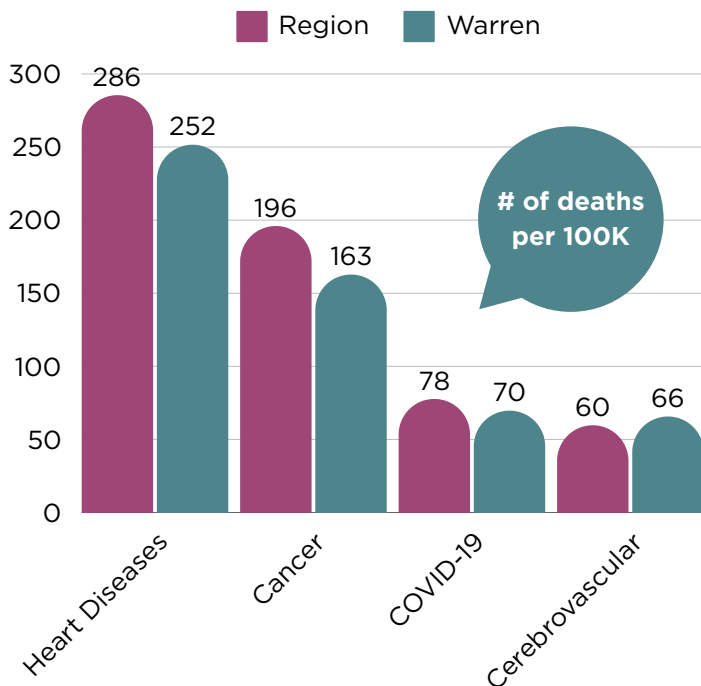
### TOP 5 HOSPITAL ADMISSIONS VIA EMERGENCY DEPARTMENT

1. Other Sepsis
2. Atrial fibrillation and flutter
3. Acute myocardial infarction
4. Hypertensive heart and chronic kidney disease
5. Fracture of femur

2 out of the Top 5 are Heart Related

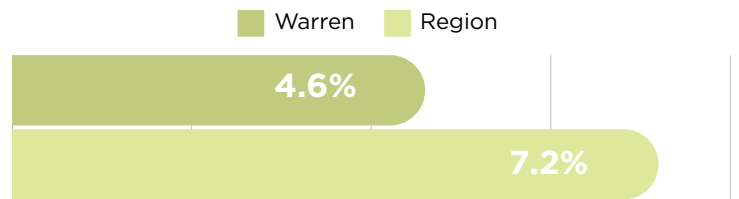
Source: Analysis of OHA Data Tables (August 2024) by the Health Collaborative

### Leading Causes of Death



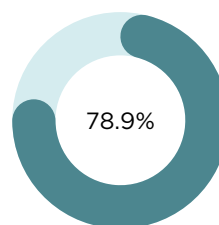
### INFANT HEALTH

#### Infant Mortality

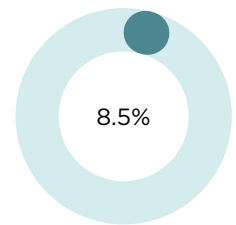


Source: County Health Rankings, 2021

#### Timely Prenatal Care: Warren County



#### Preterm Birth: Warren County



Source: CDC, Wide-ranging Online Data for Epidemiologic Research (WONDER), 2023

# Warren County: 2024 County Profile

THE HEALTH  COLLABORATIVE



## HEALTHY BEHAVIORS AND OUTCOMES

### Conditions & Diseases (%)

	Region	Warren
Hypertension (% 18+)	32.6	29.3
Diabetes (% 20+)	9.8	8.6
Chronic lung disease (% 18+)	7.5	5.6
Heart Disease (% 18+)	5.7	5.0
Stroke (% 18+)	2.8	2.4

Source: County Health Rankings, 2021

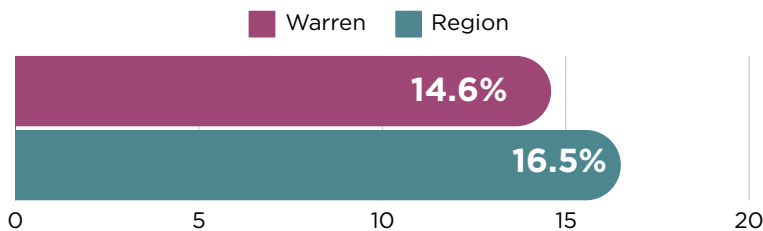
Warren County is seeing a rate of Hypertension 10.1% lower than the region

Similarly, the rate of Diabetes is 12.2% lower than the region

Source: BRFSS, 2023  
Source: County Health Rankings, 2021  
Source: PolicyMap, 2019

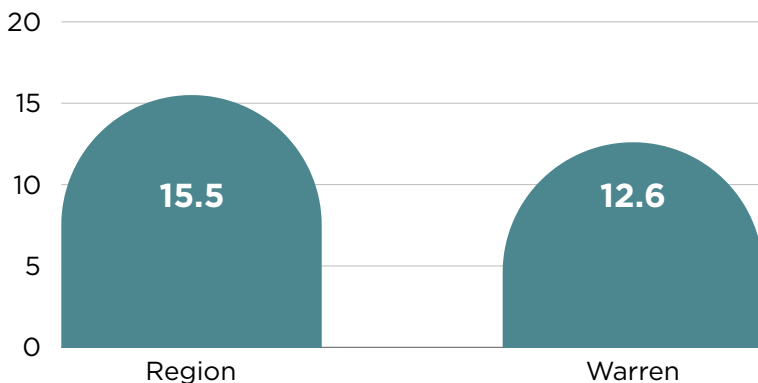
### MENTAL HEALTH AND WELL BEING

#### Frequent Mental Distress



#### Suicide Death

Rate Per 100K



Source: County Health Rankings, 2021



#### Did You Know?

Per 100,000 residents, Warren County has ...

1. More than 4,100 mental health-related hospital encounters.
2. More than 550 depression-related hospital encounters.
3. More than 300 substance use disorder-related hospital encounters.
4. More than 290 overdose-related hospital encounters.

Source: Analysis of OHA Data Tables (August 2024) by the Health Collaborative

# Warren County: 2024 County Profile

THE HEALTH  COLLABORATIVE



## SOCIAL DETERMINANTS OF HEALTH

### Healthcare Access

	Region	Warren
Primary Care Doctors Per 100,000 Residents	77	85
Mental Health Providers Per 100,000 Residents	301	252
Dentists Per 100,000 Residents	57	43

Source: County Health Rankings, 2021

Warren County has 10 percent more primary care physicians per 100,000 residents than the region.

### PERCENT UNINSURED:

Region: 6.9%  
Warren County: 5.2%

Warren County has 25 percent fewer dentists per 100,000 residents than the region.

### Cancer Screening Rates

	Region (%)	Warren (%)
Mammography (age 50-74)	44.5	48.0
Colorectal cancer (age 50-75)	71.3	72.9
Cervical cancer (age 21-65)	81.2	84.2

Source: BRFSS, 2023

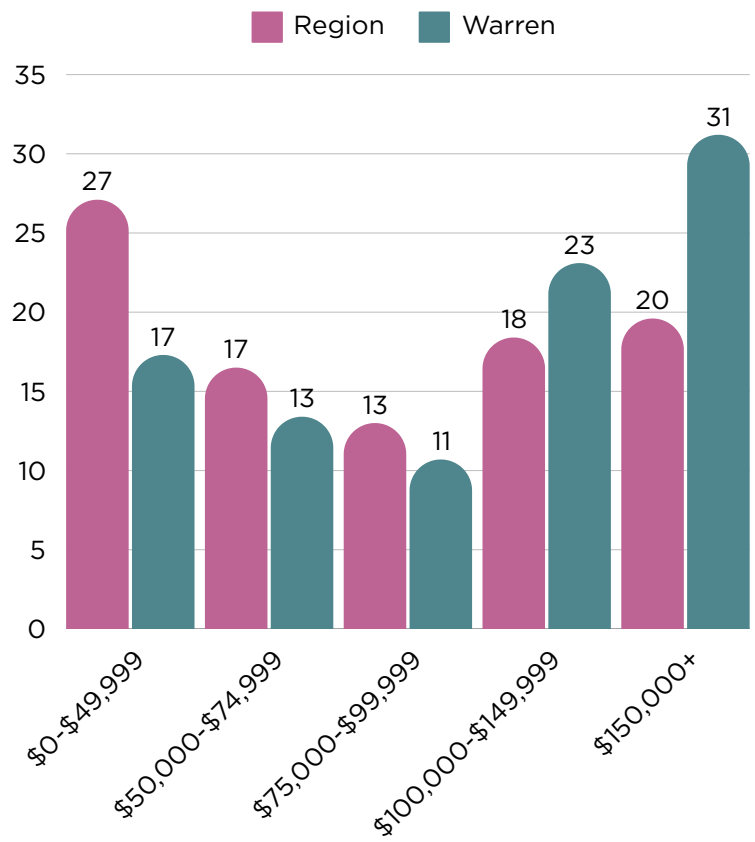
Source: County Health Rankings, 2021

The High School Graduation Rate for the region is **88.6%**.

The High School Graduation Rate for Warren County is **92.0%**.

Source: County Health Rankings, 2021

### Household Income



Source: U.S. Census Bureau, 2022

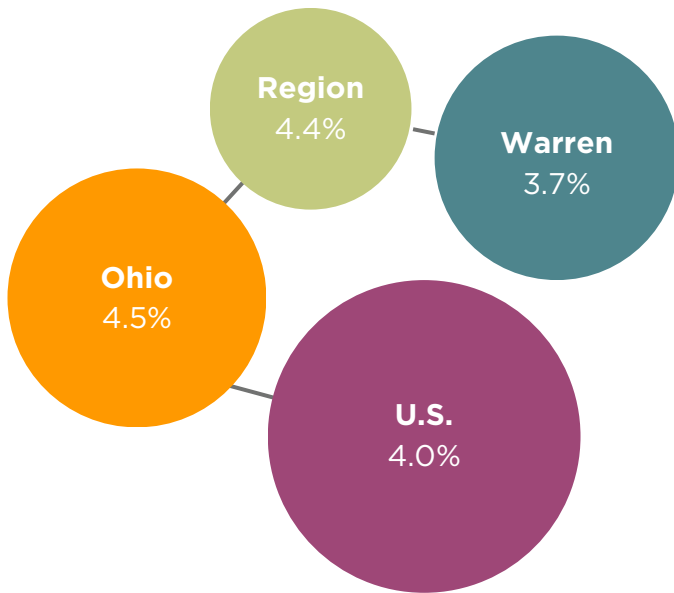
# Warren County: 2024 County Profile

THE HEALTH  COLLABORATIVE



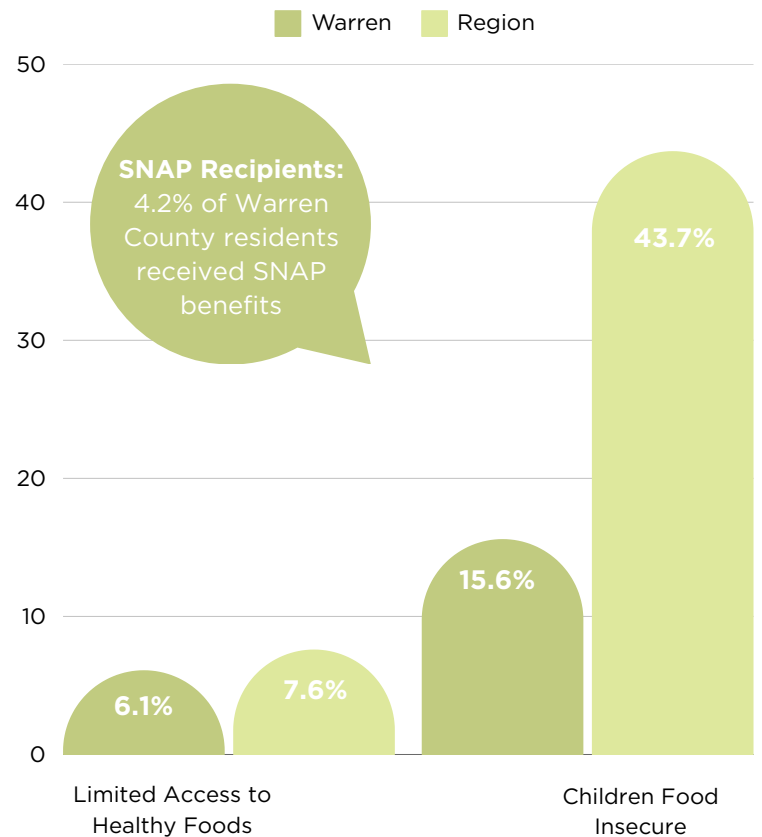
## SOCIAL DETERMINANTS OF HEALTH

### Unemployment Rate (%)



Source: Bureau of Labor Statistics, via FRED (February 2025)

### Food Access and Insecurity



Source: County Health Rankings, 2021

## SYSTEMS OF POWER, PRIVILEGE AND OPPRESSION

	Region	Warren
<b>Income Inequality</b>	4.3	3.7
<b>Social Vulnerability Index</b>	0.3	0.1

Source: County Health Rankings, 2021  
Source: CDC Social Vulnerability Index